

Bharat Singh &lt;bsrdun@gmail.com&gt;

**Demand of Principal Due on 15-June-2014 from Power Trans. Corp. of Uttaranchal Ltd.**

1 message

nidhi agrawal &lt;nidhiagrawal.08@gmail.com&gt;

9 June 2014 at 15:00

To: "gc.sanwal@yahoo.com <gc.sanwal@yahoo.com>, om\_parkash@ptcul.org, recuppo@yahoo.co.in, sk\_tomar@ptcul.org, sktomar15@rediffmail.com" <sktomar15@rediffmail.com>, "zmlucknow.recl" <zmlucknow@recl.nic.in>, Bharat Singh <bsrdun@gmail.com>, Manoj Kumar <manoj.kumar.ptcul@gmail.com>, N K Maurya <nkmaurya@yahoo.com>, Tarun Singhal <tsinghalptcul@gmail.com>  
Cc: hina rawat <hinarawat.ca@gmail.com>, Rajkumar Sonkar <sonkarraj कुमार@rediffmail.com>, "sonkar.raj.kumar" <sonkar.raj.kumar@icai.org>

Dear Sir,

Amount of **Rs. 7,85,80,544.00** is due towards principal repayment from Power Trans. Corp. of Uttaranchal Ltd and the due date is **15 June, 2014** as per details enclosed.

Kindly arrange to remit the same on or before the due date.

—  
**Thanks and Regards :-**

**Nidhi Agrawal**  
**Sr. Officer (Finance)- Loans**  
**REC Limited**

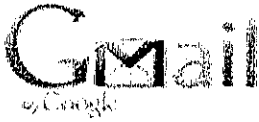
 **Principal repayment demand PTCUL-june 2014.xls**  
25K





## Principal demand of Ptcul dehradun due on 15-06-2014

Sl.No.	Cost Code	Name	Scheme Code	Branch No	Category	Due Date	B/S Balance	Instalment No.	Amot
1	145	PTCUL-DEHRADUN	1450009	1	P:SI (Transmission)	15-JUN-2014	151285000	1/10	1512
2	145	PTCUL-DEHRADUN	1450009	2	P:SI (Transmission)	15-JUN-2014	150521999.1	1/10	1505
3	145	PTCUL-DEHRADUN	1450009	3	P:SI (Transmission)	15-JUN-2014	31889999.99	1/10	3188
4	145	PTCUL-DEHRADUN	1450009	4	P:SI (Transmission)	15-JUN-2014	20595000.01	1/10	2059
5	145	PTCUL-DEHRADUN	1450009	5	P:SI (Transmission)	15-JUN-2014	28982000	1/10	2898
6	145	PTCUL-DEHRADUN	1450009	6	P:SI (Transmission)	15-JUN-2014	50364000	1/10	5036
7	145	PTCUL-DEHRADUN	1450009	7	P:SI (Transmission)	15-JUN-2014	21778000.01	1/10	2177
8	145	PTCUL-DEHRADUN	1450009	8	P:SI (Transmission)	15-JUN-2014	25610000.1	1/10	2561
9	145	PTCUL-DEHRADUN	1450009	9	P:SI (Transmission)	15-JUN-2014	42513000	1/10	4251
10	145	PTCUL-DEHRADUN	1450009	10	P:SI (Transmission)	15-JUN-2014	32927000.01	1/10	3292
11	145	PTCUL-DEHRADUN	1450009	11	P:SI (Transmission)	15-JUN-2014	32597600	1/10	3259
12	145	PTCUL-DEHRADUN	1450009	12	P:SI (Transmission)	15-JUN-2014	91967999.58	1/10	9196
13	145	PTCUL-DEHRADUN	1450009	13	P:SI (Transmission)	15-JUN-2014	29103835.8	1/10	2910
14	145	PTCUL-DEHRADUN	1450009	14	P:SI (Transmission)	15-JUN-2014	34925000	1/10	3492
15	145	PTCUL-DEHRADUN	1450009	15	P:SI (Transmission)	15-JUN-2014	40745000	1/10	4074
0	0	Sub Total - 15-JUN-2014	0	0			785805434.6		78580
		<b>Total</b>					<b>785805434.6</b>		<b>78580</b>



Bharat Singh &lt;bsrdun@gmail.com&gt;

**Demand of Principal Due on 15-Apr-2014 from Power Trans. Corp. of Uttaranchal Ltd.**

1 message

nidhi agrawal &lt;nidhiagrawal.08@gmail.com&gt;

2 April 2014 at 15:00

To: "gc.sanwal@yahoo.com <gc.sanwal@yahoo.com>, om\_parkash@ptcul.org, recuppo@yahoo.co.in, sk\_tomar@ptcul.org, sktomar15@rediffmail.com" <sktomar15@rediffmail.com>, zmlucknow@recl.nic.in, Bharat Singh <bsrdun@gmail.com>, Manoj Kumar <manoj.kumar.ptcul@gmail.com>, N K Maurya <nkmaurya@yahoo.com>, Tarun Singhal <tsinghalptcul@gmail.com>  
Cc: AJOY CHOUDHURY <ajoy221@gmail.com>, hina rawat <hinarawat.ca@gmail.com>, Rajkumar Sonkar <sonkarajkumar@rediffmail.com>, "sonkar.raj.kumar" <sonkar.raj.kumar@icai.org>

Dear Sir,

Amount of **Rs.1,28,84,500.00** is due towards principal repayment from Power Trans. Corp. of Uttaranchal Ltd and the due date is **15 Apr, 2014** as per details enclosed.



Kindly arrange to remit the same on or before the due date.

-


**Thanks and Regards :-**

**Nidhi Agrawal**  
**Sr. Officer (Finance)- Loans**  
**REC Limited**

 **Principal demand due on 15-04-2014 PTCUL.xls**  
24K

Sr No	Name	Scheme Code	Finance	Category	Due Date	Principal	Instalment No	Amount
1	PTCUL-DEHRADUN	1450008	1	P:SI (Transmission)	15-APR-2014	28291200	4/10	4041600
2	PTCUL-DEHRADUN	1450008	2	P:SI (Transmission)	15-APR-2014	61900300	4/10	8842900
0	Sub Total - 15-APR-2014	0	0			90191500		12884500
	Total					90191500		12884500

  
 Principal Demand  
 15-APR-2014  
 PTCUL

Identified Loan

पावर फाइनेंस कॉर्पोरेशन लिमिटेड  
POWER FINANCE CORPORATION LIMITED  
(भारत सरकार का उपक्रम) (A Govt. of India Undertaking)  
CIN No. : L65910DL1986GOI024862

Rep. Name: DEM\_NOT  
पृष्ठ सं / PageNo : 1 / 3

पंजीकृत कार्यालय:- ऊर्जा निधि, 1 बाराखंबा लेन, नई दिल्ली  
Regd. Office: Urja Nidhi, 1, Barakhamba Lane, New Delhi-110001  
फोन/Phone: 23456000, फैक्स/FAX: (11)23456292  
E Mail: [loanrecovery@pfcindia.com](mailto:loanrecovery@pfcindia.com) Website: [www.pfcindia.com](http://www.pfcindia.com)

सेवा कर सं. डीएलआई/एसटी/बी एंड एफएस/624/पावर/2001  
एसटीसी नं. एएसीपी1570एचएसटी001  
Service Tax No. DLI/ST/B&FS/624/Power/2001  
STC No. AACCP1570HST001

संदर्भ सं./ Ref. No 04:06: (093):2014-2015

दिनांक / Dated : 04/04/2014

SH. S.K.TOMAR  
COMPANY SECRETARY  
POWER TRANS. CORPN. OF UTTARAKHAND LTD  
7-B, LANE NO 1,  
VASANT VIHAR ENCLAVE  
DEHRADUN  
UTTARAKHAND

प्रिय महोदय/महोदया / Dear Sir/Madam,

दिनांक 15/04/2014 को देय मूलधन, ब्याज, सब्सिडी में कटौती, प्रतिबद्धता प्रभार, सेवा कर तथा शिक्षा कर का भुगतान।

PAYMENT OF PRINCIPAL, INTEREST, REDUCTION SUB., COMMITMENT CHARGES SERVICE TAX AND EDUCATION CESS DUE ON : 15/04/2014

निम्नलिखित ऋणों के लिए दिनांक 15/04/2014 को देय मूलधन, ब्याज, सब्सिडी में कटौती, प्रतिबद्धता प्रभार, सेवा कर एवं शिक्षा कर की किश्तों का भुगतान देय है:-


The following instalments of Principal, Interest, Reduction Sub., Commitment Charges, Service Tax & Education Cess are due for payment on 15/04/2014 for following loans :


ऋण सं. LOAN NO	किश्त सं. INST NO	मूलधन PRINCIPAL	ब्याज INTEREST	सब्सिडी में कटौती RED. SUBSIDY	प्रतिबद्धता प्रभार COMM. CHARGE	सेवा कर SERVICE TAX	शिक्षा/उच्च शिक्षा कर EDU./H.EDU. CESS	योग TOTAL (₹)
09303001	0	0	3,55,43,534	0	0	0	0	3,55,43,534
09303002	6	43,67,022	76,76,522	0	0	0	0	1,20,43,544
09312001	14	3,15,242	69,375	0	0	0	0	3,84,617
योग /TOTAL		46,82,264	4,32,89,431	0	0	0	0	4,79,71,695

क) उपर्युक्त पूरी राशि जमा करानी होगी तथा देर से किए गए अथवा कम किए गए भुगतान पर यथा लागू दंडस्वरूप ब्याज तथा ब्याज पर ब्याज प्रभारित किया जाएगा। अपेक्षित स्पष्टीकरण, यदि कोई है, बाद में प्राप्त किया जा सकता है। भुगतान संबंधी अनुदेश तथा गणना इसके साथ संलग्न हैं।

a) The above amount is to be remitted in full and penal interest/Int on Int. as applicable shall be charged for delayed and short payments. Clarifications required, if any, may be sought subsequently. Payment instructions and calculations are enclosed herewith.

ख) यह मांग पत्र आपको शिष्टाचारवश भेजा जा रहा है। मांग सूचना की प्राप्ति न होना/ अन्य कोई गलती विलंब से भुगतान करने/भुगतान न करने का अधिकार नहीं देती तथा ऋणकर्ता को उनके दायित्व से विमुक्त नहीं करती।





चलाने की तिथि 04/04/2014 17:11:49  
Run Date:

Executed Loan

पावर फाइनेंस कॉर्पोरेशन लिमिटेड  
POWER FINANCE CORPORATION LIMITED

INTCALA4

ऋण प्रबंधन प्रणाली  
LOAN MANAGEMENT SYSTEM

पृष्ठ सं/Page No.:1

ब्याज गणना रिपोर्ट/ --Interest Calculation Report--

Identified Loan

क्रम सं./Sl.No	दिनांक/Date	चैक सं/Chq. No.	विवरण/Particulars	आधार राशि/Base Amount	दिन Days	दर/Rate	ब्याज राशि Int. Amount
ऋण सं/Loan No.:	09303001	PTCUL	LOAN FOR BRIDGING THE GAP FOR REPAYMENT OF NABARD LOAN				
देय तिथि/Due Date :	15/04/2014						
2	15/01/2014	0.00	Opening Balance	14,77,96,000	90	13.00	47,37,570
3	15/01/2014	0.00	Opening Balance	3,42,46,300	90	13.00	10,97,758
4	15/01/2014	0.00	Opening Balance	15,00,00,000	90	13.00	48,08,219
5	15/01/2014	0.00	Opening Balance	9,77,01,800	90	13.00	31,31,811
6	15/01/2014	0.00	Opening Balance	10,31,03,500	90	13.00	33,04,962
7	15/01/2014	0.00	Opening Balance	10,78,60,000	90	13.00	34,57,430
8	15/01/2014	0.00	Opening Balance	2,38,44,800	90	13.00	7,64,340
9	15/01/2014	0.00	Opening Balance	1,01,56,000	90	13.00	3,25,548
11	15/01/2014	0.00	Opening Balance	7,64,16,000	90	13.00	24,49,499
13	15/01/2014	0.00	Opening Balance	4,41,60,000	90	13.00	14,15,540
14	15/01/2014	0.00	Opening Balance	4,23,12,000	90	13.00	13,56,302
15	15/01/2014	0.00	Opening Balance	2,75,06,000	90	13.00	8,81,699
16	15/01/2014	0.00	Opening Balance	1,01,56,500	90	13.00	3,25,565
17	15/01/2014	0.00	Opening Balance	5,00,00,000	90	13.00	16,02,740
19	15/01/2014	0.00	Opening Balance	2,64,15,000	90	13.00	8,46,727
20	15/01/2014	0.00	Opening Balance	3,13,26,100	90	12.75	9,84,841
21	15/01/2014	0.00	Opening Balance	11,63,32,900	90	12.25	35,13,891
22	13/03/2014		POWER TRANSMISSION CORPORATION	4,86,75,000	33	12.25	5,39,092

चलाने की तिथि 04/04/2014 17:11:49  
Run Date:

पावर फाइनेंस कॉर्पोरेशन लिमिटेड  
POWER FINANCE CORPORATION LIMITED

INTCALA4

Executed Loan

ऋण प्रबंधन प्रणाली  
LOAN MANAGEMENT SYSTEM

पृष्ठ सं/Page No.:2

--Interest Calculation Report--

Identified Loan

क्रम सं./Sl.No	दिनांक/Date	चेक सं./Chq. No.	विवरण/Particulars	आधार राशि/Base Amount	दिन Days	दर/Rate	ब्याज राशि Int. Amount
देय तिथि ऋण शेष राशि/Due Date Loan Balance :			1,148,007,900				3,55,43,534
ऋण योग/LOAN TOTAL							3,55,43,534
95,16,73,900 ( 13.00)			3,13,26,100 ( 12.75)	16,50,07,900 ( 12.25)			
ऋण सं/Loan No.: 09303002			PTCUL	R&M FOR VARIOUS DIVISIONS OF PTCUL			
देय तिथि/Due Date :			15/04/2014				
1	15/01/2014	0.00	Opening Balance	8,31,53,203	90	13.00	26,65,459
1	15/01/2014		FULL AMOUNT RECEIVED AGAINST R	-43,67,022	90	13.00	-1,39,984
2	15/01/2014	0.00	Opening Balance	12,47,43,880	90	13.00	39,98,639
4	15/01/2014	0.00	Opening Balance	3,66,56,120	90	12.75	11,52,408
देय तिथि ऋण शेष राशि/Due Date Loan Balance :			240,186,181				76,76,522
ऋण योग/LOAN TOTAL							76,76,522
20,35,30,061 ( 13.00)			3,66,56,120 ( 12.75)				
ऋण सं/Loan No.: 09312001			PTCUL	COMPUTERISATION SCHEME			
देय तिथि/Due Date :			15/04/2014				
2	15/01/2014	0.00	Opening Balance	25,21,940	90	12.75	79,286
2	15/01/2014		FULL AMOUNT RECEIVED AGAINST R	-3,15,243	90	12.75	-9,911
देय तिथि ऋण शेष राशि/Due Date Loan Balance :			2,206,697				69,375
ऋण योग/LOAN TOTAL							69,375

चलाने की तिथि 04/04/2014 17:11:49

Run Date:

Executed Loan

पावर फाइनेंस कॉर्पोरेशन लिमिटेड  
POWER FINANCE CORPORATION LIMITED

ऋण प्रबंधन प्रणाली  
LOAN MANAGEMENT SYSTEM

--Interest Calculation Report--

DEHRADUN  
C.E.L. - H C&R  
PTC.U.L. पृष्ठ सं/ Page No.: 3

INTCALA4


Identified Loan

क्रम सं./Sl.No	दिनांक/Date	चेक सं./Chq. No.	विवरण/Particulars	आधार राशि/Base Amount	दिन Days	दर/Rate	ब्याज राशि Int. Amount
							22,06,697 ( 12.75)
PTCUL				1,390,400,778			4,32,89,431

Search Images Maps Play YouTube News Gmail Drive More »

manoj.kumar.ptcul@gmail.com | Account | Settings | Help | Sign out

Some important features may not work in this version of your browser, so you have been redirected to the Basic HTML version. Upgrade to a modern browser, such as Google Chrome.



Search Mail

Search the Web

Show search options  
Create a filter

Compose Mail

Inbox (26)

Starred ☆

Sent Mail

Drafts

All Mail

Spam

Trash

Contacts

Labels

Edit labels

« Back to Inbox

Archive

Report Spam

Delete

More Actions...

Go

(Newer 4 of 39  
Older >)

Print New window

### Demand of Principal Due on 15-Aug-2012 from Power Trans. Corp. of Uttaranchal Ltd. Inbox

CA Jeetender Kumar <jeetender004@gmail.com>

Fri, Apr 5, 2013 at 4:12 PM

To: gc.sanwal@yahoo.com, manoj.kumar.ptcul@gmail.com, nkmaurya@yahoo.com, recuppo@yahoo.co.in, sktomar15@rediffmail.com, tsinghalptcul@gmail.com, zmlucknow@recl.nic.in

Cc: AJAY CHOUDHURY <ajoy221@gmail.com>, "hinarawat.ca@gmail.com" <hinarawat.ca@gmail.com>, pradip das <pradip3c@gmail.com>, Rajkumar Sonkar <sonkarraj कुमार@rediffmail.com>, "sonkar. raj. kumar" <sonkar.raj.kumar@icai.org>

Reply | Reply to all | Forward | Print | Delete | Show original

External images are not displayed.

Display images below - Always display images from jeetender004@gmail.com

Dear Sir,

Amount of Rs.1,28,84,500.00 is due towards principal repayment from Power Trans. Corp. of Uttaranchal Ltd and the due date is **15 Apr, 2013** as per details attached.


*Recd*

Kindly arrange to remit the same on or before the due date.

ORIGINAL (KANT)

Thanks & Regards,

Jeetender Kumar | Chartered Accountant | Senior Officer (F & A - Loans) | Rural Electrification Corporation Limited | Core - 4 | SCOPE Complex | 7, Lodhi Road | New Delhi - 110003 | Mob. : +91 8010905550 | Tel. +91 11 43091610 | Fax No. +91 11 24368553 | [recindia.nic.in](http://recindia.nic.in) |



JEETENDERPTCUL-DEHRADUNDemandPrin.xls  
31K View as HTML Scan and download

Quick Reply

To: CA Jeetender Kumar <jeetender004@gmail.com>  
To all: CA Jeetender Kumar

*Sri Taran*  
*8/4/13*

<jeetender004@gmail.com>, gc.sanwal@yahoo.com,  
nkmaurya@yahoo.com, recuppo@yahoo.co.in,  
sktomar15@rediffmail.com, tsinghalptcul@gmail.com,  
zmlucknow@recl.nic.in, AJOY CHOUDHURY  
<ajoy221@gmail.com>, "hinarawat.ca@gmail.com"  
<hinarawat.ca@gmail.com>, pradip das  
<pradip3c@gmail.com>, Rajkumar Sonkar  
<sonkarraj कुमार@rediffmail.com>, "sonkar. raj. kumar"  
<sonkar.raj.kumar@icai.org>

More Reply Options

Send as Draft  Include quoted text with reply

« Back to Inbox Archive Report Spam Delete  
More Actions... Go

< Newer 4 of 39  
Older >

Use the search box or **search options** to find messages quickly!


You are currently using **45 MB (0%)** of your **10362 MB**

Last account activity: 21 hours ago at IP 14.98.16.117. [Details](#)

©2013 Google - [Terms](#) - [Privacy Policy](#) - [Gmail Blog](#) - [Google Home](#)

*(Handwritten Signature)*  
(FORMAL NANT)  
C.E.L. - II CBR  
P.T.C.U.L., DEMRAN P.

Sl.No.	Name	Scheme Code	Tranch No	Category	Due Date	O/S Balance	Instalment No	Amour
1	PTCUL-DEHRADUN	1450008	1	P:SI (Transmission)	15-APR-2013	32332800	3/10	40416
2	PTCUL-DEHRADUN	1450008	2	P:SI (Transmission)	15-APR-2013	70743200	3/10	88429
<b>Total</b>						<b>103076000</b>		<b>128845</b>

  
 JEETENDER PTCUL-DEHRADUN  
 15/04/2013

POWER TRANSMISSION CORPORATION OF UTTARAKHAND LTD.

LOAN REPAYMENT DUE ON 15/04/2013 AGAINST REC NEW (145001 to 1450008)

Sl. No.	Scheme	Scheme Name	Loan Amount	Outstanding Loan	Loan repayment		Outstanding Loan After Current Loan Repayment
					Instl. No.	Amount	

1	1450008	1450008 REC II	4,04,16,000.00	3,23,32,800	3/10	40,41,600.00	2,82,91,200
2	1450008		8,84,29,000.00	7,07,43,200	3/10	88,42,900.00	6,19,00,300
TOTAL			12,88,45,000.00	10,30,76,000		1,28,84,500	9,01,91,500

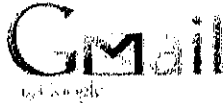
*[Handwritten signature]*

*[Handwritten signature]*  
 Director  
 Power Transmission Corporation of Uttarakhand Ltd.  
 Dehra Dun

Search Images Maps Play YouTube News Gmail Drive More »

manoj.kumar.ptcul@gmail.com | Account | Settings | Help | Sign out

Some important features may not work in this version of your browser, so you have been redirected to the Basic HTML version. Upgrade to a modern browser, such as Google Chrome.



Search Mail

Search the Web

Show search options  
Create a filter

Compose Mail

« Back to Inbox

Archive

Report Spam

Delete

« Newer 2 of about 86  
Older »

Inbox (46)

Starred ☆

Sent Mail

Drafts

All Mail

Spam (3)

Trash

Contacts

Labels

Edit labels

### Demand of Interest due on 20-06-2013 from Power Trans. Corp. of Uttaranchal Ltd. Inbox

CA Jeetender Kumar

Mon, Jun 10, 2013 at 1:06 PM

Manoj Kumar <manoj.kumar.ptcul@gmail.com>

Mon, Jun 10, 2013 at 4:37 PM

To: bsrdun <bsrdun@gmail.com>

Reply | Reply to all | Forward | Print | Delete | Show original

----- Forwarded message -----

From: CA Jeetender Kumar <jeetender004@gmail.com>

Date: Mon, 10 Jun 2013 13:06:10 +0530

Subject: Demand of Interest due on 20-06-2013 from Power Trans. Corp. of Uttaranchal Ltd.

To: gc.sanwal@yahoo.com, Manoj Kumar <manoj.kumar.ptcul@gmail.com>, nkmaurya@yahoo.com, recuppo@yahoo.co.in, sktomar15@rediffmail.com, Tarun Singhal <tsinghalptcul@gmail.com>, zmlucknow@rediffmail.com

Cc: AJOY CHOUDHURY <ajoy221@gmail.com>, "hinarawat.ca@gmail.com"

<hinarawat.ca@gmail.com>, pradip das <pradip3c@gmail.com>, Rajkumar

Sonkar <sonkarraj.kumar@rediffmail.com>, "sonkar. raj. kumar"

<sonkar.raj.kumar@icai.org>, Veena Rawat <veenarawat67@yahoo.com>

Dear Sir,\*\*

Amount of \*Rs. \*\* \*1,27,50,004.00 \*is due\* \*towards interest from Power Trans. Corp. of Uttaranchal Ltd., the due date for payment is 20/06/2013. The details of the amount is as below -

\*S.No\*

\*Particulars\*

\*Amount in Rs.\*

1

Interest of 20/06/2013

93390334.00

2

Interest due on 20/06/2013 (UPCL)

9359670.00

\*Total\*

\*102750004.00\*

*acc. Hb Rebat*

*Rebat ₹ 1,82,927.00*

*Sri Bhant Acc't 10/6/13*

*Sri Tanu (A+B) Pl. see check you e-mail & put u the details after verification of your e*

Kindly arrange to remit the same on or before the due date.

\*Thanks & Regards,\*

*10,27,50,004.00 - 1,82,927.00 = 10,25,67,077*


Jeetender Kumar | Chartered Accountant | Senior Officer (F & A - Loans)\* | \*  
Rural Electrification Corporation Limited | Core - 4 | SCOPE Complex | 7,  
Lodhi Road | New Delhi - 110003 |


Mob. : +91 8010905550 | Tel. +91 11 43091610 | Fax No. +91 11 24368553 |

| [recindia.nic.in](mailto:recindia.nic.in) |

\*  
\*\*

2 attachments — [Scan and download all attachments](#)

 **UPCL20-Jun-2013DemandInterest.xls**  
45K [View as HTML](#) [Scan and download](#)

 **PTCUL-DEHRADUN20-Jun-2013DemandInterest.xls**  
67K [View as HTML](#) [Scan and download](#)

**Quick Reply**

To: bsrdun <bsrdun@gmail.com>

[More Reply Options](#)

Include quoted text with reply

« [Back to Inbox](#)      
More Actions...

« [Newer 2 of about 86](#)  
[Older](#) »

Get new mail notifications. Download the [Gmail Notifier](#). [Learn more](#)

You are currently using 139 MB (1%) of your 10380 MB

Last account activity: 4 days ago at IP 117.241.219.6. [Details](#)

©2013 Google - [Terms](#) - [Privacy Policy](#) - [Gmail Blog](#) - [Google Home](#)

*Handwritten signature*  
MAIL BOX

Send   Include quoted text with reply

«       
 More Actions...

1 of about 86 Older

Get new mail notifications. Download the [Gmail Notifier](#). [Learn more](#)  
You are currently using 139 MB (1%) of your 10380 MB  
Last account activity: 4 days ago at IP 117.241.219.6. [Details](#)  
©2013 Google - [Terms](#) - [Privacy Policy](#) - [Gmail Blog](#) - [Google Home](#)

02

rediffmail NG

Mailbox of bsrdun

Subject: Fw: Demand PTCUL 15.07.2013

From: Samidha Jain <samidha\_jain@pfcindia.com> on Thu, 11 Jul 2013 15:48:36

To: "bsrdun@rediffmail.com" <bsrdun@rediffmail.com>

2 attachment(s) - 093INTCALA4.PDF (15.60KB) , ptcul.PDF (4.75KB)

-----Original Message-----

From: Samidha Jain

Sent: Thursday, July 11, 2013 12:18 PM

To: Nitin Garg

Cc: 'manoj\_kumar@ptcul.org'; 'tsinghalptcul@gmail.com'

Subject: FW: Demand PTCUL 15.07.2013

In addition to attached demand there are outstanding dues of Rs. 15100 w.r.t. earlier demand. Please pay the total dues on time to become eligible for timely payment rebate and also to avoid penal charges.

Regards

Samidha Jain

Dy. General Manager (Loan Recovery)

Power Finance Corporation Ltd.

Phone:011 23456231 / Mobile: 09868549147 Fax no. 011 23456292

-----Original Message-----

From: Samidha Jain

Sent: Thursday, July 11, 2013 11:32 AM

To: Nitin Garg

Subject: FW: Demand PTCUL 15.07.2013

-----Original Message-----

From: Samidha Jain

Sent: Wednesday, July 10, 2013 1:48 PM

To: 'sk\_tomar@ptcul.org'

Cc: 'manoj\_kumar@ptcul.org'; 'tsinghalptcul@gmail.com'

Subject: Demand PTCUL 15.07.2013

The detailed interest calculation are attached herewith.

Regards

Samidha Jain

Dy. General Manager (Loan Recovery)

Power Finance Corporation Ltd.

Phone:011 23456231 / Mobile: 09868549147 Fax no. 011 23456292

-----Original Message-----  
From: Samidha Jain  
Sent: Wednesday, July 10, 2013 10:48 AM  
To: 'sk\_tomar@ptcul.org'  
Cc: 'manoj\_kumar@ptcul.org'  
Subject: FW: Demand PTCUL 15.07.2013

FYI

-----Original Message-----  
From: Samidha Jain  
Sent: Wednesday, July 10, 2013 10:35 AM  
To: 'tsinghalptcul@gmail.com'  
Subject: Demand PTCUL 15.07.2013

FYI

Your message is ready to be sent with the following file or link attachments:  
PTCUL 15.07

Note: To protect against computer viruses, e-mail programs may prevent sending or receiving certain types of file attachments. Check your e-mail security settings to determine how attachments are handled.

Please do not print this email unless it is absolutely necessary.  
The information contained in this electronic message and any attachments are intended for the exclusive use of the addressee(s) and may contain proprietary, confidential or privileged information. If you are not the intended recipient, you should not disseminate, distribute or copy this e-mail. Please notify the sender immediately and destroy all copies of this message and any attachments.

Warning: Computer viruses can be transmitted via email. Although the company has taken reasonable precautions to ensure no viruses are present in this email, the recipient should check this email and any attachments for the presence of viruses. The company accepts no liability for any loss or damage arising from the use of this email or attachment.

चलाने की तिथि 10/07/2013 12:54:41  
Run Date:

पावर फाइनेंस कॉर्पोरेशन लिमिटेड  
POWER FINANCE CORPORATION LIMITED

INTCALA4

Executed Loan

ऋण प्रबंधन प्रणाली  
LOAN MANAGEMENT SYSTEM

पृष्ठ सं/Page No.:1

ब्याज गणना रिपोर्ट/ --Interest Calculation Report--

Identified Loan

क्रम सं./Sl.No	दिनांक/Date	चैक सं/Chq. No.	विवरण/Particulars	आधार राशि/Base Amount	दिन Days	दर/Rate	ब्याज राशि Int. Amount
ऋण सं/Loan No.: 09303001 PTCUL			LOAN FOR BRIDGING THE GAP FOR REPAYMENT OF NABARD LOAN				
देय तिथि/Due Date :			15/07/2013				
2	15/04/2013	0.00	Opening Balance	14,77,96,000	91	13.00	47,90,210
3	15/04/2013	0.00	Opening Balance	3,42,46,300	91	13.00	11,09,955
4	15/04/2013	0.00	Opening Balance	15,00,00,000	91	13.00	48,61,644
5	15/04/2013	0.00	Opening Balance	9,77,01,800	91	13.00	31,66,609
6	15/04/2013	0.00	Opening Balance	10,31,03,500	91	13.00	33,41,683
7	15/04/2013	0.00	Opening Balance	10,78,60,000	91	13.00	34,95,846
8	15/04/2013	0.00	Opening Balance	2,38,44,800	91	13.00	7,72,833
9	15/04/2013	0.00	Opening Balance	1,01,56,000	91	13.00	3,29,166
11	15/04/2013	0.00	Opening Balance	7,64,16,000	91	13.00	24,76,716
13	15/04/2013	0.00	Opening Balance	4,41,60,000	91	13.00	14,31,268
14	15/04/2013	0.00	Opening Balance	4,23,12,000	91	13.00	13,71,372
15	15/04/2013	0.00	Opening Balance	2,75,05,000	91	13.00	8,91,496
16	15/04/2013	0.00	Opening Balance	1,01,56,500	91	13.00	3,29,182
17	15/04/2013	0.00	Opening Balance	5,00,00,000	91	13.00	16,20,548
19	15/04/2013	0.00	Opening Balance	2,64,15,000	91	13.00	8,56,135
20	15/04/2013	0.00	Opening Balance	3,13,26,100	91	12.75	9,95,784
देय तिथि ऋण शेष राशि/Due Date Loan Balance :			983,000,000				3,18,40,447

चलाने की तिथि 10/07/2013 12:54:41  
Run Date:

पावर फाइनेंस कॉर्पोरेशन लिमिटेड  
POWER FINANCE CORPORATION LIMITED

INTCALA4

Executed Loan

ऋण प्रबंधन प्रणाली  
LOAN MANAGEMENT SYSTEM

पृष्ठ सं/Page No.:2

--Interest Calculation Report--

Identified Loan

क्रम सं./Sl.No	दिनांक/Date	चैक सं/Chq. No.	विवरण/Particulars	आधार राशि/Base Amount	दिन Days	दर/Rate	ब्याज राशि Int. Amount
ऋण योग/LOAN TOTAL							3,18,40,447
95,16,73,900 ( 13.00) 3,13,26,100 ( 12.75)							
ऋण सं/Loan No.: 09303002 PTCUL			R&M FOR VARIOUS DIVISIONS OF PTCUL				
देय तिथि/Due Date : 15/07/2013							
1	15/04/2013	0.00	Opening Balance	9,62,54,268	91	13.00	31,19,693
1	16/04/2013		BEING RTL DUES 15-APR-2013 FU	-43,67,021	90	13.00	-1,39,984
2	15/04/2013	0.00	Opening Balance	12,47,43,880	91	13.00	40,43,069
4	15/04/2013	0.00	Opening Balance	3,66,56,120	91	12.75	11,65,213
देय तिथि ऋण शेष राशि/Due Date Loan Balance :							81,87,991
253,287,247							
ऋण योग/LOAN TOTAL							81,87,991
21,66,31,127 ( 13.00) 3,66,56,120 ( 12.75)							
ऋण सं/Loan No.: 09312001 PTCUL			COMPUTERISATION SCHEME				
देय तिथि/Due Date : 15/07/2013							
2	15/04/2013	0.00	Opening Balance	34,67,667	91	11.75	1,01,584
2	16/04/2013		BEING RTL DUES 15-APR-2013 FU	-3,00,217	90	11.75	-8,698
देय तिथि ऋण शेष राशि/Due Date Loan Balance :							92,886
3,167,450							
ऋण योग/LOAN TOTAL							92,886
31,67,450 ( 11.75)							
PTCUL			1,239,454,697				4,01,21,324

FLM-LD&R-PROJ\_SUM#

POWER FINANCE CORPORATION LIMITED

Rep.Name : PROJ\_SUM

Rpt Date : 11/07/2013 12:16:49

LOAN MANAGEMENT SYSTEM

Page No. : 1 OF 1

ITE : ALL

--Dues Summary Report--

Identified Loan

Executed Loan

DUE DATE-WISE BORROWER-WISE REPORT  
[DUE DATES FROM:15/07/2013 TO:15/07/2013]

BORROWER	LOAN NUMBER	PRINCIPAL	INTEREST	SUB. ON DEFAULT PRN	COMMITMENT SERVICE TAX CHARGE	EDUCATION CESS	HIGHER EDUCATION CESS	TOTAL(Rs.)	
1	2	3	4	5	6	7	8	9	10(3 to 9)
DUE DATE: 15/07/2013									
PTCUL	09303001		3,18,40,447						3,18,40,447
	09303002	43,67,022	81,87,991						1,25,55,013
	09312001	3,15,243	92,886						4,08,129
	<b>BORROWER TOTAL</b>	<b>46,82,265</b>	<b>4,01,21,324</b>						<b>4,48,03,589</b>
<b>DUE DATE TOTAL:</b>		<b>46,82,265</b>	<b>4,01,21,324</b>						<b>4,48,03,589</b>
<b>GRAND TOTALS:</b>		<b>46,82,265</b>	<b>4,01,21,324</b>						<b>4,48,03,589</b>

Run Date : 12/07/2013 16:38:13

POWER FINANCE CORPORATION LIMITED  
LOAN MANAGEMENT SYSTEM --Penal Interest Calculation Report--  
Identified Loan

Rep. Name: PEN\_CALC  
Page No.: 1 OF 4

Notice Dt: 12/07/2013

Original Due Date From :16-JUL-1986 To :12-JUL-2013

Loan type: TERM LOAN

DUPIP- Penal Interest Due on Principal  
DUPII- Penal Interest Due on Interest  
DUPIIT- Penal Interest Due on Interest Tax  
DUPIS- Penal Interest Due on Service Charge  
DUIPI- Interest on Penal Interest Due

DUPIL- Penal Due on Default Principal  
DUUI- Interest on Interest  
DUSCI- Interest on Service Charges  
DUITI- Interest on Interest Tax  
DUILI- Interest on Default Principal  
DUIIZCB- Interest on Interest -ZCB  
DUIIIZCB- Penal Interest Due on Interest -ZCB

DUPIII- Interest on Arrear of Int. etc.  
C - Compound Interest  
S - Simple Interest

Loan Number	Due Type	Method	Due Date	Receipt Date	Delay Days	Transaction Amount	Rate	Sl No	Penal Amount	SI Amount	Disc %	Discount Amount	Net Amount
1	2	3	4	5	6	7	8	9	10	11	12	13	14(10+11-13)

PTCUL

Penal Due Date : 16-APR-2013

09303001	DUUI	13 C	15-APR-2013	16-APR-2013	1	47,37,570	13.00	2	1,687	0	0	0	1,687
		13 C	15-APR-2013	16-APR-2013	1	10,97,758	13.00	3	391	0	0	0	391
		13 C	15-APR-2013	16-APR-2013	1	48,08,219	13.00	4	1,713	0	0	0	1,713
		13 C	15-APR-2013	16-APR-2013	1	31,31,811	13.00	5	1,115	0	0	0	1,115
		13 C	15-APR-2013	16-APR-2013	1	33,04,962	13.00	6	1,177	0	0	0	1,177
		13 C	15-APR-2013	16-APR-2013	1	34,57,430	13.00	7	1,231	0	0	0	1,231
		13 C	15-APR-2013	16-APR-2013	1	7,64,340	13.00	8	272	0	0	0	272
		13 C	15-APR-2013	16-APR-2013	1	3,25,548	13.00	9	116	0	0	0	116
		13 C	15-APR-2013	16-APR-2013	1	24,49,499	13.00	11	872	0	0	0	872
		13 C	15-APR-2013	16-APR-2013	1	14,15,540	13.00	13	504	0	0	0	504
		13 C	15-APR-2013	16-APR-2013	1	13,56,302	13.00	14	483	0	0	0	483
		13 C	15-APR-2013	16-APR-2013	1	8,81,699	13.00	15	314	0	0	0	314
		13 C	15-APR-2013	16-APR-2013	1	3,25,565	13.00	16	116	0	0	0	116
		13 C	15-APR-2013	16-APR-2013	1	16,02,740	13.00	17	571	0	0	0	571
		13 C	15-APR-2013	16-APR-2013	1	7,90,279	13.00	19	281	0	0	0	281
		13 C	15-APR-2013	16-APR-2013	1	3,82,994	12.75	20	134	0	0	0	134

Totals: 3,08,32,256 0 10,977

DUPII	13 C	15-APR-2013	16-APR-2013	1	47,37,570	15.00	2	1,947	0	50	130	1,817
	13 C	15-APR-2013	16-APR-2013	1	47,37,570	13.00	2	-1,687	0	50	0	-1,687
	13 C	15-APR-2013	16-APR-2013	1	10,97,758	15.00	3	451	0	50	30	421
	13 C	15-APR-2013	16-APR-2013	1	10,97,758	13.00	3	-391	0	50	0	-391
	13 C	15-APR-2013	16-APR-2013	1	48,08,219	15.00	4	1,976	0	50	132	1,844
	13 C	15-APR-2013	16-APR-2013	1	48,08,219	13.00	4	-1,713	0	50	0	-1,713
	13 C	15-APR-2013	16-APR-2013	1	31,31,811	15.00	5	1,287	0	50	86	1,201
	13 C	15-APR-2013	16-APR-2013	1	31,31,811	13.00	5	-1,115	0	50	0	-1,115
	13 C	15-APR-2013	16-APR-2013	1	33,04,962	15.00	6	1,358	0	50	91	1,267
	13 C	15-APR-2013	16-APR-2013	1	33,04,962	13.00	6	-1,177	0	50	0	-1,177
	13 C	15-APR-2013	16-APR-2013	1	34,57,430	15.00	7	1,421	0	50	95	1,326

Run Date : 12/07/2013 16:38:13

POWER FINANCE CORPORATION LIMITED  
LOAN MANAGEMENT SYSTEM --Penal Interest Calculation Report--  
Identified Loan

Rep.Name: PEN\_CALC  
Page No.: 2 OF 4

Notice Dt: 12/07/2013

Report type: Normal Dues

Original Due Date From :16-JUL-1986 To :12-JUL-2013

Loan type: TERM LOAN

DUPIP- Penal Interest Due on Principal  
DUPII- Penal Interest Due on Interest  
DUPIT- Penal Interest Due on Interest Tax  
DUPIS- Penal Interest Due on Service Charge  
DUIPI- Interest on Penal Interest Due

DUPIL- Penal Due on Default Principal  
DUUI- Interest on Interest  
DUSCI- Interest on Service Charges  
DUITI- Interest on Interest Tax  
DUILI- Interest on Default Principal  
DUUIZCB- Interest on Interest -ZCB  
DUPIZCB- Penal Interest Due on Interest -ZCB

DUPIII- Interest on Arrear of Int. etc.  
C - Compound Interest  
S - Simple Interest

Loan Number	Due Type	Method	Due Date	Receipt Date	Delay Days	Transaction Amount	Rate	SI No	Penal Amount	SI Amount	Disc %	Discount Amount	Net Amount
13	C		15-APR-2013	16-APR-2013	1	34,57,430	13.00	7	-1,231	0	50	0	-1,231
13	C		15-APR-2013	16-APR-2013	1	7,64,340	15.00	8	314	0	50	21	293
13	C		15-APR-2013	16-APR-2013	1	7,64,340	13.00	8	-272	0	50	0	-272
13	C		15-APR-2013	16-APR-2013	1	3,25,548	15.00	9	134	0	50	9	125
13	C		15-APR-2013	16-APR-2013	1	3,25,548	13.00	9	-116	0	50	0	-116
13	C		15-APR-2013	16-APR-2013	1	24,49,499	15.00	11	1,007	0	50	67	940
13	C		15-APR-2013	16-APR-2013	1	24,49,499	13.00	11	-872	0	50	0	-872
13	C		15-APR-2013	16-APR-2013	1	14,15,540	15.00	13	582	0	50	39	543
13	C		15-APR-2013	16-APR-2013	1	14,15,540	13.00	13	-504	0	50	0	-504
13	C		15-APR-2013	16-APR-2013	1	13,56,302	15.00	14	557	0	50	37	520
13	C		15-APR-2013	16-APR-2013	1	13,56,302	13.00	14	-483	0	50	0	-483
13	C		15-APR-2013	16-APR-2013	1	8,81,699	15.00	15	362	0	50	24	338
13	C		15-APR-2013	16-APR-2013	1	8,81,699	13.00	15	-314	0	50	0	-314
13	C		15-APR-2013	16-APR-2013	1	3,25,565	15.00	16	134	0	50	9	125
13	C		15-APR-2013	16-APR-2013	1	3,25,565	13.00	16	-116	0	50	0	-116
13	C		15-APR-2013	16-APR-2013	1	16,02,740	15.00	17	659	0	50	44	615
13	C		15-APR-2013	16-APR-2013	1	16,02,740	13.00	17	-571	0	50	0	-571
13	C		15-APR-2013	16-APR-2013	1	7,90,279	15.00	19	325	0	50	22	303
13	C		15-APR-2013	16-APR-2013	1	7,90,279	13.00	19	-281	0	50	0	-281
13	C		15-APR-2013	16-APR-2013	1	3,82,994	14.75	20	155	0	50	10	145
13	C		15-APR-2013	16-APR-2013	1	3,82,994	12.75	20	-134	0	50	0	-134
Totals:						6,16,64,512						846	846
LOAN TOTAL						9,24,96,768						846	11,823
09303002													
	DUII	13	C	15-APR-2013	16-APR-2013	1	30,85,410	13.00	1	1,099	0	0	1,099
	13	C	15-APR-2013	16-APR-2013	1	39,98,639	13.00	2	1,424	0	0	0	1,424
	13	C	15-APR-2013	16-APR-2013	1	8,57,904	12.75	4	300	0	0	0	300
Totals:						79,41,953						0	2,823
LOAN TOTAL						3,25,59,901						339	3,159

Run Date : 12/07/2013 16:38:13

POWER FINANCE CORPORATION LIMITED  
 LOAN MANAGEMENT SYSTEM --Penal Interest Calculation Report--

Rep.Name: PEN\_CALC  
 Page No.: 3 OF 4

Notice Dt: 12/07/2013

Identified Loan

Report type: Normal Dues

Original Due Date From :16-JUL-1986 To :12-JUL-2013

Loan type: TERM LOAN

DUPIP- Penal Interest Due on Principal  
 DUPII- Penal Interest Due on Interest  
 DUPIT- Penal Interest Due on Interest Tax  
 DUPIS- Penal Interest Due on Service Charge  
 DUUPI- Interest on Penal Interest Due

DUPII- Penal Due on Default Principal  
 DUUI- Interest on Interest  
 DUSCI- Interest on Service Charges  
 DUITI- Interest on Interest Tax  
 DUULI- Interest on Default Principal  
 DUUIZCB- Interest on Interest -ZCB  
 DUPIIZCB- Penal Interest Due on Interest -ZCB

DUPIII- Interest on Arrear of Int. etc.  
 C - Compound Interest  
 S - Simple Interest

Loan Number	Due Type	Method	Due Date	Receipt Date	Delay Days	Transaction Amount	Rate	Sl No	Penal Amount	SI Amount	Disc %	Discount Amount	Net Amount
	DUPII 13	C	15-APR-2013	16-APR-2013	1	30,85,410	15.00	1	1,268	0	50	85	1,183
	13 C		15-APR-2013	16-APR-2013	1	30,85,410	13.00	1	-1,099	0	50	0	-1,099
	13 C		15-APR-2013	16-APR-2013	1	39,98,639	15.00	2	1,643	0	50	110	1,533
	13 C		15-APR-2013	16-APR-2013	1	39,98,639	13.00	2	-1,424	0	50	0	-1,424
	13 C		15-APR-2013	16-APR-2013	1	8,57,904	14.75	4	347	0	50	24	323
	13 C		15-APR-2013	16-APR-2013	1	8,57,904	12.75	4	-300	0	50	0	-300
Totals:						1,58,83,906						219	216
	DUPIP 13	C	15-APR-2013	16-APR-2013	1	43,67,021	15.00	1	1,795	0	50	120	1,675
	13 S		15-APR-2013	16-APR-2013	1	43,67,021	13.00	1	0	-1,555	50	0	-1,555
Totals:						87,34,042						120	120
09312001	DUUI 13	C	15-APR-2013	16-APR-2013	1	1,00,468	11.75	2	32	0	0	0	32
Totals:						1,00,468						0	32
	DUPII 13	C	15-APR-2013	16-APR-2013	1	1,00,468	13.75	2	38	0	50	3	35
	13 C		15-APR-2013	16-APR-2013	1	1,00,468	11.75	2	-32	0	50	0	-32
Totals:						2,00,936						3	3
	DUPIP 13	C	15-APR-2013	16-APR-2013	1	3,00,217	13.75	2	113	0	50	8	105
	13 S		15-APR-2013	16-APR-2013	1	3,00,217	11.75	2	0	-97	50	0	-97
Totals:						6,00,434						8	8
LOAN TOTAL						9,01,838						11	43
Due Date Total						12,59,58,507						1,196	15,025

Run Date : 12/07/2013 16:38:13

POWER FINANCE CORPORATION LIMITED  
LOAN MANAGEMENT SYSTEM --Penal Interest Calculation Report--

Rep.Name: PEN\_CALC  
Page No.: 4 OF 4

Notice Dt: 12/07/2013

Identified Loan

Report type: Normal Dues

Original Due Date From :16-JUL-1986 To :12-JUL-2013

Loan type: TERM LOAN

DUPIP- Penal Interest Due on Principal  
DUPII- Penal Interest Due on Interest  
DUPIT- Penal Interest Due on Interest Tax  
DUPIS- Penal Interest Due on Service Charge  
DUIPI- Interest on Penal Interest Due

DUPIL- Penal Due on Default Principal  
DUII- Interest on Interest  
DUSCI- Interest on Service Charges  
DUITI- Interest on Interest Tax  
DUIII- Interest on Default Principal  
DUIIZCB- Interest on Interest -ZCB  
DUIIIZCB- Penal Interest Due on Interest -ZCB

DUPIII- Interest on Arrear of Int. etc.  
C - Compound Interest  
S - Simple Interest

Loan Number	Due Type	Method	Due Date	Receipt Date	Delay Days	Transaction Amount	Rate	Sl No	Penal Amount	SI Amount	Disc %	Discount Amount	Net Amount
Borrower Total						12,59,58,507						1,196	15,025
GRAND TOTAL						12,59,58,507						1,196	15,025

POWER FINANCE CORPORATION LIMITED  
(A Govt. of India Undertaking)

Rep.Name:DEM EM  
Page: 1 Of 3

Identified Loan

CIN No.:L65910DL1986GOI024862  
Regd.Office:Urja Nidhi, 1,Barakhamba Lane, New Delhi-110001  
Phone: 23456000, FAX:(11)23456283, 23412545  
E Mail: [loanrecovery@pfcindia.com](mailto:loanrecovery@pfcindia.com) Website:[www.pfcindia.com](http://www.pfcindia.com)

Ref.No. 04:06: (093):2014-2015

Service Tax No. DLI/ST/B&FS/624/Power/2001  
STC No. AAACP1570HST001

Dated : 02/07/2014

POWER TRANS. CORPN. OF UTTARAKHAND LTD  
GENERAL MANAGER ( F )  
VIDYUT BHAWAN, NEAR I.S.B.T.  
CROSSING, SHARANPUR ROAD, MAJRA,  
DEHRADUN

Dear Sir,

PAYMENT OF PRINCIPAL, INTEREST, REDUCTION SUB., COMMITMENT CHARGES SERVICE TAX AND EDUCATION CESS DUE ON : 15/07/2014

The following instalments of Principal, Interest, Reduction Sub., Commitment Charges, Service Tax & Education Cess are due for payment on 15/07/2014 for following loans :

LOAN NO	INST NO	PRINCIPAL	INST NO	INTEREST	RED. SUBSIDY	COMM.CHARGE	SERVICE TAX	EDUC./HIGHER EDUC. CESS	TOTAL (Rs)
09303001	0	0	22	3,68,79,969	0	0	0	0	3,68,79,969
09303002	7	43,67,022	10	76,20,279	0	0	0	0	1,19,87,301
09312001	15	3,15,243	15	60,125	0	0	0	0	3,75,368
TOTAL :		46,82,265		4,45,60,373	0	0	0	0	4,92,42,638

*M*  
*Ball*

*[Signature]*

*[Faint Stamp]*

चलाने की तिथि 10/07/2014 13:08:48

Run Date:

Executed Loan

पावर फ़ाइनेंस कॉर्पोरेशन लिमिटेड  
POWER FINANCE CORPORATION LIMITED

INTCALA4

ऋण प्रबंधन प्रणाली

पृष्ठ सं/Page No.:1

ब्याज गणना रिपोर्ट/ --Interest Calculation Report--

Identified Loan

ई म सं./Sl.No	दिनांक/Date	चैक सं/Chq. No.	विवरण/Particulars	आधार राशि/Base Amount	दिन	दर/Rate	ब्याज राशि
ऋण सं/Loan No.: 09303001 PTCUL			LOAN FOR BRIDGING THE GAP FOR REPAYMENT OF NABARD LOAN				
देय तिथि/Due Date : 15/07/2014							
2	15/04/2014	0.00	Opening Balance	14,77,96,000	91	13.00	47,90,210
3	15/04/2014	0.00	Opening Balance	3,42,46,300	91	13.00	11,09,955
4	15/04/2014	0.00	Opening Balance	15,00,00,000	91	13.00	48,61,644
5	15/04/2014	0.00	Opening Balance	9,77,01,800	91	13.00	31,66,609
6	15/04/2014	0.00	Opening Balance	10,31,03,500	91	13.00	33,41,683
7	15/04/2014	0.00	Opening Balance	10,78,60,000	91	13.00	34,95,846
8	15/04/2014	0.00	Opening Balance	2,38,44,800	91	13.00	7,72,833
9	15/04/2014	0.00	Opening Balance	1,01,56,000	91	13.00	3,29,166
11	15/04/2014	0.00	Opening Balance	7,64,16,000	91	13.00	24,76,716
13	15/04/2014	0.00	Opening Balance	4,41,60,000	91	13.00	14,31,268
14	15/04/2014	0.00	Opening Balance	4,23,12,000	91	13.00	13,71,372
15	15/04/2014	0.00	Opening Balance	2,75,06,000	91	13.00	8,91,496
16	15/04/2014	0.00	Opening Balance	1,01,56,500	91	13.00	3,29,182
17	15/04/2014	0.00	Opening Balance	5,00,00,000	91	13.00	16,20,548
19	15/04/2014	0.00	Opening Balance	2,64,15,000	91	13.00	8,56,135
20	15/04/2014	0.00	Opening Balance	3,13,26,100	91	12.75	9,95,784
21	15/04/2014	0.00	Opening Balance	11,63,32,900	91	12.25	35,52,934
22	15/04/2014	0.00	Opening Balance	4,86,75,000	91	12.25	14,86,588

चलाने की तिथि 10/07/2014 13:08:48

Run Date:

Executed Loan

पावर फ़ाइनेंस कॉर्पोरेशन लिमिटेड  
POWER FINANCE CORPORATION LIMITED

ऋण प्रबंधन प्रणाली

INTCALA4

पृष्ठ सं/Page No.:2

--Interest Calculation Report--

Identified Loan

ई म सं./Sl.No	दिनांक/Date	चैक सं/Chq. No.	विवरण/Particulars	आधार राशि/Base Amount	दिन	दर/Rate	ब्याज राशि
देय तिथि ऋण शेष राशि/Due Date Loan Balance :							3,68,79,969
ऋण योग/LOAN TOTAL							3,68,79,969
95,16,73,900 ( 13.00)		3,13,26,100 ( 12.75)		16,50,07,900 ( 12.25)			
ऋण सं/Loan No.: 09303002			PTCUL		R&M FOR VARIOUS DIVISIONS OF PTCUL		
देय तिथि/Due Date :		15/07/2014					
1	15/04/2014	0.00	Opening Balance	7,87,86,181	91	13.00	25,53,536
1	15/04/2014		BEING AMT RECEIVED AGAINST 15	-43,67,022	91	13.00	-1,41,539
2	15/04/2014	0.00	Opening Balance	12,47,43,880	91	13.00	40,43,069
4	15/04/2014	0.00	Opening Balance	3,66,56,120	91	12.75	11,65,213
देय तिथि ऋण शेष राशि/Due Date Loan Balance :							76,20,279
ऋण योग/LOAN TOTAL							76,20,279
19,91,63,039 ( 13.00)		3,66,56,120 ( 12.75)					
ऋण सं/Loan No.: 09312001			PTCUL		COMPUTERISATION SCHEME		
देय तिथि/Due Date :		15/07/2014					
2	15/04/2014	0.00	Opening Balance	22,06,697	91	12.75	70,146
2	15/04/2014		BEING AMT RECEIVED AGAINST 15	-3,15,242	91	12.75	-10,021
देय तिथि ऋण शेष राशि/Due Date Loan Balance :							60,125
ऋण योग/LOAN TOTAL							60,125

चलाने की तिथि 10/07/2014 13:08:48

Run Date:

Executed Loan

पावर फाइनेंस कॉर्पोरेशन लिमिटेड  
POWER FINANCE CORPORATION LIMITED

ऋण प्रबंधन प्रणाली

INFCALA4

पृष्ठ सं/Page No.:3

--Interest Calculation Report--

Identified Loan

ई म सं./Sl.No	दिनांक/Date	चैक सं/Chq. No.	विवरण/Particulars	आधार राशि/Base Amount	दिन	दर/Rate	ब्याज राशि
18,91,455 ( 12.75)							
PTCUL			1,385,718,514		4,45,60,373		

Name of Transmission Licensee: PTCUL

All figures in Rs. Crores

Form 2

## Return on Equity

Intra State Transmission				
S.No.	Particulars	(2013-14)	(2014-15) Estimated	Ensuing Year (2015-16) Projected
1	Equity at the beginning of the year	92.60	130.28	162.12
2	Capital Expenditure	144.33	167.77	130.89
3	Equity portion of capital Expenditure	37.67	31.84	24.84
4	Equity at the end of the year	130.28	162.12	186.96
	Return on Equity (%)	15.50%	15.50%	15.50%
	MAT			
	Effective rate on Interest	15.50%	15.50%	15.50%
5	Full year return on Opening equity	14.35	20.19	25.13
	Return on Equity	14.35	20.19	25.13

(KAMAL KANT)  
 ENGINEER - IICBR  
 REGIONAL DEHRADUN  
 (KAMAL KANT)



TDS

Centralized Processing Cell

TRACES

TDS Reconciliation Analysis and Correction Enabling System

Government of India  
Income Tax Department

## Form 26AS

## Annual Tax Statement under Section 203AA of the Income Tax Act, 1961

\* See Section 203AA and second provision to Section 206C (5) of the Income Tax Act, 1961 and Rule 31AB of Income Tax Rules, 1962

Permanent Account Number (PAN)	AAECM1785F	Current Status of PAN	Active	Financial Year	2013-14	Assessment Year	2014-15
Name of Assessee	M D POWER TRANSMISSION CORPORATION OF UTTARANCHAL LIMITED						
Address of Assessee	CORPORATION OF UTTARANCHAL, LIMITED URJA BHAWAN, CAMPUS KANWALI ROAD, DEHRADUN, UTTARANCHAL, 248001						

\* Above data / Status of PAN is as per PAN details. For any changes in data as mentioned above, you may submit request for corrections. Refer [www.in-mull.com](http://www.in-mull.com) / [www.utlital.com](http://www.utlital.com) for more details. In case of discrepancy in status of PAN please contact your Assessing Officer

\* Communication details for TRACES can be updated in 'Profile' section. However, these changes will not be updated in PAN database as mentioned above

## PART A - Details of Tax Deducted at Source

(All amount values are in INR)

Sr. No.	Name of Deductor	TAN of Deductor	Total Amount Paid / Credited	Total Tax Deducted*	Total TDS Deposited			
1	BHILANGANA HYDRO POWER LIMITED	DLB08696C	13403533.00	1340353.00	1340353.00			
Sr. No.	Section	Transaction Date	Status of Booking	Date of Booking	Remarks	Amount Paid / Credited	Tax Deducted	TDS Deposited
1	194J	07-Sep-2013	F	14-Oct-2013		2698729.00	269873.00	269873.00
2	194J	08-Aug-2013	F	14-Oct-2013		2674729.00	267473.00	267473.00
3	194J	15-Jul-2013	F	14-Oct-2013		841501.00	84150.00	84150.00
4	194J	09-Jul-2013	F	14-Oct-2013		1828172.00	182817.00	182817.00
5	194J	24-Jun-2013	F	23-Jul-2013		2748729.00	274873.00	274873.00
6	194J	07-Jun-2013	F	23-Jul-2013		2611673.00	261167.00	261167.00
2	NATIONAL HIGHWAYS AUTHORITY OF INDIA PROJECT IMPLEMENTATION UNIT DEHRADUN	MRTN01901E	4148248.00	414825.00	414825.00			
Sr. No.	Section	Transaction Date	Status of Booking	Date of Booking	Remarks	Amount Paid / Credited	Tax Deducted	TDS Deposited
1	194J	05-Jul-2013	F	16-Oct-2013		4148248.00	414825.00	414825.00
3	UTTARANCHAL POWER CORPORATION LTD	MRTU00222F	622391667.00	62239167.00	62239167.00			
Sr. No.	Section	Transaction Date	Status of Booking	Date of Booking	Remarks	Amount Paid / Credited	Tax Deducted	TDS Deposited
1	194J	30-Sep-2013	F	18-Oct-2013		163025000.00	16302500.00	16302500.00
2	194J	30-Sep-2013	F	18-Oct-2013		163025000.00	16302500.00	16302500.00
3	194J	02-Jul-2013	F	18-Oct-2013		163025000.00	16302500.00	16302500.00
4	194J	23-Apr-2013	F	28-Jul-2013		133316667.00	13331667.00	13331667.00

## PART A1 - Details of Tax Deducted at Source for 15G / 15D

Sr. No.	Name of Deductor	TAN of Deductor	Total Amount Paid / Credited	Total Tax Deducted*	Total TDS Deposited			
Sr. No.	Section	Transaction Date	Status of Booking	Date of Booking	Remarks	Amount Paid / Credited	Tax Deducted	TDS Deposited

No Transactions Present

## PART A2 - Details of Tax Deducted at Source on Sale of Immovable Property u/s 194A (For Seller of Property)

Sr. No.	TDS Certificate Number	Name of Deductor	PAN of Deductor	Acknowledgement Number	Total Transaction Amount	Transaction Date	TDS Deposited	Date of Deposit	Status of Booking*	Date of Booking
---------	------------------------	------------------	-----------------	------------------------	--------------------------	------------------	---------------	-----------------	--------------------	-----------------

No Transactions Present

## PART B - Details of Tax Collected at Source

Sr. No.	Name of Collector	TAN of Collector	Total Amount Paid / Debited	Total Tax Collected*	Total TCS Deposited			
Sr. No.	Section	Transaction Date	Status of Booking	Date of Booking	Remarks	Amount Paid / Debited	Tax Collected	TCS Deposited

No Transactions Present

## PART C - Details of Tax Paid (other than TDS or TCS)

Sr. No.	Major Head <sup>1</sup>	Minor Head <sup>2</sup>	Tax	Surcharge	Education Cess	Others	Total Tax	BSR Code	Date of Deposit	Challan Serial Number	Remarks*
---------	-------------------------	-------------------------	-----	-----------	----------------	--------	-----------	----------	-----------------	-----------------------	----------

No Transactions Present

## PART D - Details of Paid Refund

Sr. No.	Assessment Year	Mode	Amount of Refund	Interest	Date of Payment	Remarks
---------	-----------------	------	------------------	----------	-----------------	---------

62  
C.E.L. - II CSM  
P.T.C.U.L. DEHRADUN

No Transactions Present

**PART E - Details of AIR Transaction**

Sr. No.	Type of Transaction*	Name of AIR Filer	Transaction Date	Single / Joint Party Transaction	Number of Parties	Amount	Mode	Remarks**
---------	----------------------	-------------------	------------------	----------------------------------	-------------------	--------	------	-----------

No Transactions Present

**PART F - Details of Tax Deducted at Source on Sale of Immovable Property u/s 194IA (For Buyer of Property)**

Sr. No.	TDS Certificate Number	Name of Deductee	PAN of Deductee	Acknowledgement Number	Total Transaction Amount	Transaction Date	TDS Deposited	Date of Deposit	Status of Booking*	Date of Booking
---------	------------------------	------------------	-----------------	------------------------	--------------------------	------------------	---------------	-----------------	--------------------	-----------------

No Transactions Present

Notes for AIR :

1. Due date for filing Annual Information return by specified entities (Filers) is 31st August, immediately following the FY in which transaction is registered / recorded. This section will be updated after filing AIR.
2. Transaction amount is total amount reported by AIR filer. It does not reflect respective share of each individual in joint party transaction.

**Contact Information**

Part of Form 26AS	Contact in case of any clarification
A	Deductor
A1	Deductor
A2	Deductor
B	Collector
C	Assessing Officer / Bank
D	Assessing Officer / ITR-CPC
E	Concerned AIR Filer
F	NSDL / Concerned Bank Branch

**Legends used in Form 26AS**

**\* Status of Booking**

Legend	Description	Definition
U	Unmatched	Deductors have not deposited taxes or have furnished incorrect particulars of tax payment. Final credit will be reflected only when payment details in bank match with details of deposit in TDS / TCS statement
P	Provisional	Provisional tax credit is effected only for TDS / TCS Statements filed by Government deductors. "P" status will be changed to Final (F) on verification of payment details submitted by Pay and Accounts Officer (PAO)
F	Final	In case of non-government deductors, payment details of TDS / TCS deposited in bank by deductors have matched with the payment details mentioned in the TDS / TCS statement filed by the deductors. In case of government deductors, details of TDS / TCS booked in Government account have been verified with payment details submitted by Pay & Accounts Officer (PAO)
O	Overbooked	Payment details of TDS / TCS deposited in bank by deductor have matched with details mentioned in the TDS / TCS statement but the amount is over claimed in the statement. Final (F) credit will be reflected only when deductor reduces claimed amount in the statement or makes additional payment for excess amount claimed in the statement

**\*\* Remarks**

Legend	Description
'A'	Rectification of error in challan uploaded by bank
'B'	Rectification of error in statement uploaded by deductor
'C'	Rectification of error in AIR filed by filer
'D'	Rectification of error in Form 24G filed by Accounts Officer
'E'	Rectification of error in Challan by Assessing Officer
'F'	Lower/ No deduction certificate u/s 197
'T'	Transporter

# Total Tax Deducted Includes TDS, Surcharge and Education Cess

## Tax Deducted Includes TDS, Surcharge and Education Cess

+ Total Tax Collected Includes TCS, Surcharge and Education Cess

++ Tax Collected Includes TCS, Surcharge and Education Cess

**Notes for Form 26AS**

- Figures in brackets represent reversal (negative) entries
- In Part C, details of tax paid are displayed excluding TDS or TCS, payments related to Securities Transaction Tax and Banking Cash Transaction Tax
- Tax Credits appearing in Part A, A1, A2 and B of the Annual Tax Statement are on the basis of details given by deductor in the TDS / TCS statement filed by them. The same should be verified before claiming tax credit and only the amount which pertains to you should be claimed
- This statement is issued on behalf of the Income Tax Department. See Section 203AA and second provision to Section 208C(5) of the Income Tax Act, 1981 and Rule 31AB of Income Tax Rules, 1982
- This statement does not include payments pertaining to Assessment Year (AY) other than the AY mentioned above and payments against penalties
- Date is displayed in dd-MMM-yyyy format
- Details of Tax Deducted at Source in Form 26AS, for Form 15G/15H includes transactions for which declaration under section 197A has been Quoted

**1. Sections**

Section	Description	Section	Description
192	Salary	194LD	TDS on Interest on bonds / government securities

193	Interest on Securities
194	Dividends
194A	Interest other than 'Interest on securities'
194B	Winning from lottery or crossword puzzle
194BB	Winning from horse race
194C	Payments to contractors and sub-contractors
194D	Insurance commission
194E	Payments to non-resident sportsmen or sports associations
194EE	Payments in respect of deposits under National Savings Scheme
194F	Payments on account of repurchase of units by Mutual Fund or Unit Trust of India
194G	Commission, price, etc. on sale of lottery tickets
194H	Commission or brokerage
194I	Rent
194IA	TDS on Sale of Immovable property
194J	Fees for professional or technical services
194K	Income payable to a resident assessee in respect of units of a specified mutual fund or of the units of the Unit Trust of India
194LA	Payment of compensation on acquisition of certain Immovable
194LB	Income by way of Interest from Infrastructure Debt fund
194LC	Income by way of Interest from specified company payable to a non-resident

195	Other sums payable to a non-resident
196A	Income in respect of units of non-residents
196B	Payments in respect of units to an offshore fund
196C	Income from foreign currency bonds or shares of Indian
196D	Income of foreign institutional investors from securities
206CA	Collection at source from alcoholic liquor for human
206CB	Collection at source from timber obtained under forest lease
206CC	Collection at source from timber obtained by any mode other than a forest lease
206CD	Collection at source from any other forest produce (not being tendu leaves)
206CE	Collection at source from any scrap
206CF	Collection at source from contractors or licensee or lease relating to parking lots
206CG	Collection at source from contractors or licensee or lease relating to toll plaza
206CH	Collection at source from contractors or licensee or lease relating to mine or quarry
206CI	Collection at source from tendu Leaves
206CJ	Collection at source from on sale of certain Minerals
206CK	Collection at source on cash case of Bullion and Jewellery

## 2. Minor Head

Code	Description
100	Advance Tax
102	Surtax
106	Tax on distributed profit of domestic companies
107	Tax on distributed income to unit holder
300	Self Assessment tax
400	Tax on regular assessment
800	TDS on sale of immovable property

## 3. Major Head

Code	Description
0020	Corporation Tax
0021	Income Tax (other than companies)
0023	Hotel Receipt Tax
0024	Interest Tax
0026	Fringe Benefit Tax
0028	Expenditure Tax / Other Taxes
0031	Estate Duty
0032	Wealth Tax
0033	Gift Tax

## 4. Type of Transaction

Code	Description
003	Receipt from any person of an amount of two lakh rupees or more for purchase of units of a Mutual Fund.
004	Receipt from any person of an amount of five lakh rupees or more for acquiring bonds or debentures issued by a company or institution.
005	Receipt from any person of an amount of one lakh rupees or more for acquiring shares issued by a company.
008	Receipt from any person of an amount of five lakh rupees or more in a year for investment in bonds issued by Reserve Bank of India

## Glossary

Abbreviation	Description
AIR	Annual Information Return
AY	Assessment Year
EC	Education Cess

Abbreviation	Description
TDS	Tax Deducted at Source
TCS	Tax Collected at Source

Details of Numbers of Employees

S.No	Item	2011-12 (01.04.2012)	2012-13 (01.04.2013)	Recruitment in FY 2013- 14	Retirement in FY 2013- 14	Recruitment till Sep 2014	2013-14 (01.04.2014)	Proposed Recruitment in FY 2014-15	Retirement in FY 2014-15	Ensuing Year (2014-15)	Proposed Recruitment in FY 2015- 16	Retiremen t in FY 2015-16	Ensuing Year (2015-16)
		(Actual/ Audited)	(Actual/ Audited)				(Actual/ Audited)			Projected			Projected
<b>A</b>	<b>Officer/Managerial Cadre</b>												
1	Technical	130	159				147	4		147	29		174
2	Administrative	5	8				8			8			8
3	Accounts and Finance	5	7				7			7	1		10
4	Other (Specify)												
<b>B</b>													
5	Technical												
5.1	Grade I	64	65	2	3		56		3	53	5		58
5.2	Grade II	66	94				91	4	1	94	24	2	116
5.3	Grade III	401	383		15		410	96	14	492	126	19	599
5.4	Grade IV	99	77	3 (Decease Case)	6	1 (Decease Case)	60		1	59		9	50
	<b>Total</b>	<b>630</b>	<b>619</b>	<b>5</b>	<b>24</b>	<b>1</b>	<b>617</b>	<b>100</b>	<b>19</b>	<b>698</b>	<b>155</b>	<b>30</b>	<b>823</b>
6	Administrative												
6.1	Grade I	3	5				6			6			6
6.2	Grade II	2	3		1		2			2			2
6.3	Grade III	129	95		10	2 (Decease Case)	88	27	6	109	49	4	154
6.4	Grade IV	39	37		6		30		4	26		3	23
	<b>Total</b>	<b>173</b>	<b>140</b>	<b>0</b>	<b>17</b>	<b>2</b>	<b>126</b>	<b>27</b>	<b>10</b>	<b>143</b>	<b>49</b>	<b>7</b>	<b>185</b>
7	Accounts and Finance												
7.1	Grade I	2	3				3			3	1		4
7.2	Grade II	3	4				4			4			4
7.3	Grade III	59	59				34	20		54			54
7.4	Grade IV	0	0										
	<b>Total</b>	<b>64</b>	<b>66</b>	<b>0</b>			<b>41</b>	<b>20</b>		<b>61</b>	<b>1</b>		<b>62</b>
<b>8</b>	<b>Total Number of Employees</b>												
8.1	Grade I	69	73		3		65	0	3	62	6	0	68
8.2	Grade II	71	101		1		97	4	1	100	24	2	122
8.3	Grade III	589	537		25		532	143	20	655	175	23	807
8.4	Grade IV	138	114		12		90	0	5	85	0	12	73
	<b>Total</b>	<b>867</b>	<b>825</b>	<b>5</b>	<b>41</b>	<b>3</b>	<b>784</b>	<b>147</b>	<b>29</b>	<b>902</b>	<b>205</b>	<b>37</b>	<b>1070</b>

Note:

1. Process of filling 04 post of Class-II and 143 post of Class-III i.e. total 147 post are under process through UBTER and recruitment would be completed in the FY 2014-15.

2. Request for sanction of additional post of 423 numbers has been forwarded to Ultrakhand Government vide letter nos. 1992 dated 20.11.2012, 1429 dated 01.06.2013, 1154 dated 23.08.2014 and 1272 dated 16.09.2014 as soon as the approval will be accorded recruitment will be done in phase manner i.e. for the financial year 2014-15 and onwards.

MANUAL KAFF  
C.E.L - II GOR  
P.T.C.U.L. DEPARTMENT

Annexure-9

Point No. 14: - Government guarantee fee for the FY 2013-14 amounting to Rs 1.15 crores.

	Account Code	Provision of Govt guarantee fee for 2013-14 against ( REC IV)	Dr. Amt	Cr. Amt
		Outstanding loan of REC IV TILL 31.03.2014 - 785805434.6		
A	76.151	Fee & Subscription @ 1% on outstanding loan as on 31.3.14	78,58,054.00	
	14	Govt. Gurantee fee capitalised		
	46.430	provision of liability for expenses		78,58,054.00
		<u>Provision of Govt guarantee fee for 2013-14 for Rec old</u>		
		Outstanding loan of REC old TILL 31.03.14- 245392899.00		
B	76.151	Fee & Subscription @ 1% on outstanding loan as on 31.3.14	24,53,929.00	
	46.430	provision of liability for expenses		24,53,929.00
		<u>Being the provision of government gurantee fee as on 31.3.14 was Rs 30145690.51 as per books of account after making prov. for the FY 2013-14 but as per calculation/detail the provision should be Rs 301303696.00, So the short provision of Rs 1158005.49 (301303696 - 30145690.51) is done. It pertains to REC old scheme.</u>		
C	76.151	Fee & Subscription (short provision)	11,58,005.49	
	46.430	provision of liability for expenses		11,58,005.49
		<b>Total (A+B+C)</b>	<b>1,14,69,988.49</b>	
		Say	Rs 1.15 crores	

*(rectd.)*

*AO (I/C)*

*SAO*

*DGM(F)*

*GM(F) I/C*

RECEIVED  
 14.03.2014  
 11:00 AM



**आरईसी रुरल इलेक्ट्रीफिकेशन कारपोरेशन लिमिटेड**  
**REC RURAL ELECTRIFICATION CORPORATION LIMITED**  
 (भारत सरकार का उद्यम) (A Government of India Enterprise)

(Regd Office: Core-4, SCORE Complex, 7 Lodhi Road, New Delhi-110003)

**Project Office: 19/8, Indira nagar, Lucknow - 226 016**

Tels. 522-2716324; Fax: 0522-2716815 Email: [zmlucknow@recl.nic.in](mailto:zmlucknow@recl.nic.in)  
 Website: [www.recindia.com](http://www.recindia.com) & [www.recindia.nic.in](http://www.recindia.nic.in)

No.REC/POL/PTCUL/STL/2012-2013/1095

Dated: 16/01/2013

The Managing Director,  
 Power Transmission Corporation of Uttarakhand Ltd.,  
 PTCUL, HQ Blliding,  
 132 S/s Majra,  
 Dehradun (Uttarakhand)

Sub: Sanction of Short Term Loan of Rs. 50 crore to Power Transmission Corporation of Uttarakhand Ltd (PTCUL).

Sir,

With reference to your office letter No.1248/ GM/(F)/ PTCUL dated 03.12.2012 forwarding the proposal for sanction of Short Term Loan of Rs. 50 Crore (Rupees Fifty crore) by the R.E.C. to Power Transmission Corporation of Uttarakhand Ltd (PTCUL) for meeting the statutory liabilities, we advise that the R.E.C. is agreeable to advance a Short Term Loan of Rs. 50 Crore (Rupees Fifty crore). The STL shall be released subject to the terms and conditions hereinafter appearing.

1 (i) The loan hereinafter referred to as the Short Term Loan shall be availed during Jan.-Mar. 2013 or such extended period as may be agreed to by the R.E.C. for the period of one year without any moratorium period.

(ii) The amount of loan shall be released to PTCUL on execution of documents and complying with all terms and conditions specified for the loan by the REC along with Escrow agreements. The PTCUL shall have to submit its application for drawal of Short Term Loan duly supported by such certificates and documents as required by the corporation.

(iii) The R.E.C. shall not be liable for any charges/damages whatsoever, for which the PTCUL may become liable due to delayed payments in respect of material/ equipments purchased.

Contd..2/-

*msol*  
 नरेन्द्र कुमार मौर्य / N. K. Maurya  
 औद्योगिक प्रबन्धक, Zonal Manager  
 रुरल इलेक्ट्रीफिकेशन कारपोरेशन लि.  
 Rural Electrification Corp. Ltd.  
 (भारत सरकार का उद्यम / A Government of India Enterprise)  
 परियोजना कार्यालय / Project Office  
 19/8, इन्दिरा नगर, लखनऊ-226016

*A. J.*  
 Director (Finance)  
 Power Transmission Corporation  
 of Uttarakhand Ltd., Dehradun

(iv) The PTCUL shall pay interest, payable monthly at the rate of 13.75% or as applicable on the date of each disbursement without moratorium period of loan of One year, repayable in 12 Equal Monthly Installments or as per REC policy / norms from time to time. In addition, interest tax will be payable as applicable.

(v) The loan shall be repaid along with interest on monthly rest basis without any moratorium period. The amount due may be paid by way of Demand Draft/remittance in REC Account in New Delhi. Remittance of each instalment of repayment/interest shall be so paid to enable its credit in REC Account on or before due date. Bank charges/collection charges and expenses shall be fully borne by PTCUL.

(vi) STL shall be utilised by PTCUL for meeting the statutory liabilities.

(vii) The STL shall be released on prior confirmation that the Power Sector Reforms are being implemented in the State as per milestones indicated by the Ministry of Power. A periodical status of milestones of power sector reforms shall be submitted by PTCUL.

2. The short term loan shall be secured by PTCUL by following securities :

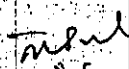
(i) The payment of interest and repayment of principal would be secured by way of hypothecation of existing assets to the extent required under REC guidelines, besides default escrow cover on their revenue accounts. Average monthly collection during last six months in respect of revenues to be escrowed should be sufficient to meet the maximum repayable EMI of the loans. The agreement of hypothecation is to be executed between REC & PTCUL.


(ii) In addition to agreement of hypothecation, the PTCUL shall provide Irrevocable Default Escrow on Main Revenue Collection Account or their existing revenue collection account wherein the revenue through Wheeling Charges by UPCL are flowing and the same is more than the amount of EMI of STL.

(iii) PTCUL shall furnish utilization certificate for the amount released within 60 days from the date of disbursement.

3. In case of privatisation of PTCUL during the loan period, REC shall be entitled to call back the whole loan outstanding along with interest and PTCUL shall, on demand from REC in such eventuality, refund the outstanding principal and interest forthwith without delay.

Contd.3/-

  
नरेन्द्र कुमार मौर्य / N. K. Maurya  
ऑडिबलिक प्रमन्धक / Zonal Manager  
रुरल इलकट्रीफिकेशन कारपोरेशन लि  
Rural Electrification Corp. Ltd.  
(भारत सरकार का उद्यम / A Government of India Enterprise)  
परियोजना कार्यालय / Project Office  
19/8, इन्दिरा नगर, लखनऊ-226016

  
Director (Finance)  
Power Transmission Corporation  
of Uttarakhand Ltd., Lehradun,

4. Notwithstanding anything stated herein before, in the event of an increase in the Govt. of India's lending rate to the R.E.C. or the cost of funds to the R.E.C. increasing otherwise, it will be open to the R.E.C. to correspondingly enhance the rate of interest in respect of any of the loan instalment, not disbursed up to the date of such enhancement. The enhancement of the rate of interest shall take effect from such date as may be specified by the R.E.C. in this behalf.
5. R.E.C. shall be fully empowered not to disburse any further loan and recall payment in lump-sum such amount that may have already been disbursed if it is found that the loan or the loans already disbursed have not been properly utilized or obligations and commitments to the R.E.C. in terms of provisions of the Agreement or any other documents are not fully met.
6. In the event of any installment of interest or of the principal, not being paid to the R.E.C. by the PTCUL on due date, the PTCUL shall pay to the R.E.C. a penal rate of compound interest at the prevailing REC rate over and above and in addition to the rate of interest stated herein above, compounded on daily basis for the days of default.
7. The PTCUL shall also furnish to the R.E.C. such reports on its working either in general or in specific relation to the sanction of this loan by the R.E.C. in the manner prescribed by the R.E.C. from time to time.
8. The PTCUL shall furnish a statement of utilisation of the loan amount and it will be mandatory for Borrower to furnish a proper utilisation certificate of Short Term Loan. It will be open to Rural Electrification Corporation to depute its officers and other staff for inspection of matters relating to this loan and its purpose and the inspection staff shall have access to such books, records and stores of the PTCUL as may be deemed necessary by the inspection staff. The R.E.C. reserves the right to inspect the inventories of the PTCUL in the manner as it may be deemed fit.
9. PTCUL is requested to provide Monitoring and proper utilization of loan along with cash flow projections and their business plan at the time of documentation.
10. The Borrower shall not prepay the outstanding amount of the Short Term Loan in full or in part unless the Lender gives its explicit consent for such repayment. Prepayment of the Short Term Loan shall be at the sole discretion and on the terms and conditions (including prepayment premium) as may be stated by the Lender on such request.
11. This STL shall not be subject to restructuring under any Financial Restructuring plan prepared/adopted by the State.
12. Other usual terms and conditions shall be applicable, as per policy of the Corporation.

नरेन्द्र कुमार मौर्य / N. K. Maurya  
ऑचलिक प्रबन्धक / Zonal Manager  
रुरल इलेक्ट्रिफिकेशन कारपोरेशन लि०  
Rural Electrification Corp. Ltd.  
(भारत सरकार का उद्यम / A Government of India Enterprise)  
परियोजना कार्यालय / Project Office  
19/8, इन्दिरा नगर, लखनऊ-226016

Contd. 4/-

Director (Finance)  
Power Transmission Corporation  
of Uttarakhand Ltd., Lehraudun,

13. Additional terms and conditions of sanction as may be applicable for PTCUL are as under:-


(A) Pre-Conditions for disbursement of STLs:-


1. Tariff Order for financial year 2012-13 should have passed.
2. Subsidy pertaining to pervious quarter should have been received.
3. Submission of audited accounts not older than 18 months from close of relevant financial year.
4. Tariff petition for the Financial Year 2013-14 should have been filed.

(B) Conditions to be complied within 6 month of sanction of STL:-

1. Fuel Surcharges to be made automatic pass through in the tariff or State Government to pay equivalent subsidy.
2. Clearance of outstanding dues for power consumed by Government departments.
3. Plan to clear arrears of subsidy by March 2013 with quarterly break-up.
4. There should be no revenue gap in the tariff order and the regulatory assets shall not be created as a matter of course except when it is justifiable and in accordance with tariff policy and regulations. For exceptional circumstances, when regulatory assets is created, the recovery should start within one year of creation of regulatory assets and to be fully recovered within 6 years and carrying cost for same to be provided.
5. Submit plan to wipe out cumulative losses by the end of 12th Plan with cash surplus to be generated within 2 years with intermediate half yearly milestones (to be aligned with FRP if applicable).
6. Adoption of Model Tariff regulations by respective SERCs
7. State Govts. to convert its loans to Distribution Utilities into equity to ensure equity infusion and improvement of net worth of the Utilities-Plan to be given within 6 months, if applicable (to be aligned with FRP if applicable).
8. States to immediately invite bids to meet the uncovered generation capacity gap vis-a-vis the requirement of 12<sup>th</sup> Plan in their States (to be aligned with FRP if applicable).

Contd. 5/-

  
नरेन्द्र कुमार मौर्य/N. K. Maurya  
ऑचलिक प्रबन्धक, Zonal Manager,  
रुरल इलेक्ट्रिफिकेशन कार्पोरेशन लि०  
Rural Electrification Corp. Ltd.  
(भारत सरकार का संघम/A Government of India Enterprise)  
परियोजना कार्यालय/Project Office  
19/8, इन्दिरा नगर, लखनऊ-226016

  
Director (Finance)  
Power Transmission Corporation  
of Uttarakhand Ltd., Dehradun.

MANUAL KANTY  
CHIEF OFFICER

-5-

Please acknowledge receipt and arrange to send us an application for release of loan in the prescribed format along with a copy of the Board's Resolution approving the proposal to borrow this Short Term Loan of Rs. 50 Crore (Rupees Fifty crore) and along with required documents etc.

Yours faithfully,

*N.K. Maurya*  
(N.K. Maurya) 16/11/13  
Zonal Manager

*N.K. Maurya*  
नरेन्द्र कुमार मौर्य/N. K. Maurya  
ऑचलिक प्रबन्धक/Zonal Manager  
रूरल इलेक्ट्रीफिकेशन कारपोरेशन लि०  
Rural Electrification Corp. Ltd.  
(भारत सरकार का सद्यः/A Government of India Enterprise)  
परियोजना कार्यालय/Project Office  
19/8, इन्दिरा नगर, लखनऊ-226016

*A. K. Singh*  
Director (Finance)  
Power Transmission Corporation  
of Uttarakhand Ltd., Dehradun.

**POWER TRANSMISSION CORPORATION OF UTTARAKHAND LTD.**  
**WORK- WISE DETAIL OF CAPITALISATION DURING THE YEAR 2013-14**

NAME OF UNITS	Name of Scheme	Amount (in Rs.)	Nature of Work
ECD HALDWANI	Cap. R&M	3,766,704	Cosnt. Of ETD office building, Almora
	Cap. R&M	1,341,023	Const. of Tubewell at 132 KV S/s Bhowali
E T&C ROORKEE	Capital	26,250	Laser Printer
	Capital	112,492	CMRi Equipment
	Capital	11,248	Mobile phone & modem
ETC ROORKEE	Capital	7,999	Office Equipments
220 KV O&M Haridwar	Capital	116,508	Furniture & Fixture
	Capital	37,497	T&P item
	Capital	37,497	Metering Equipment
ETD Dehradun	Capital	5,500	Mobile set
	Capital	19,953	Furniture & Fixture
132 KV Kashipur	Capital R&M	2,694,893	Const. of 33 KV jack Bus with Spare bay & Extension of 33 KV main bus at 132 KV S/s, Bazpur
	Capital	3,784	Furniture & Fixture
220 KV O&M Div. Mahuakherag	Capital	93,355	computers & Printer
	Capital	115,820	Other misc. equipment
400 KV RISHIKESH	Capital	57,987	office Equipment
132 KV ALMORA	Capital	3,305,665	132 KV Almora-Ranikhet line lease rent
	Capital	524,370	Furniture & Fixtures
220 KV PANTNAGAR	Capital	107,652	Refrigerator water purifier
	Capital	127,467	Furniture
ETD ROORKEE	Capital	17,500	Mobile
Corp. HQ Payment Unit	Capital	603,873	Jeep & Motor Car
	Capital	2,424,341	Furniture & Fixture
	Capital	476,899	Photostate machine
	Capital	3,666,903	Computer and other related items
400 KV KASHIPUR	Capital R&M	4,200,360	Work of Rivetment at Tower no. 138A at 400 KV Kashipur - Moradabad single circuit line
ET&C HALDWANI	Capital	11,980	Misc. Equipment
<b>Total Capital R&amp;M works</b>		<b>23,915,521</b>	

*[Signature]*  
 POWER TRANSMISSION CORPORATION OF UTTARAKHAND LTD.  
 HALDWANI

Petition for True-up of FY 2013-14 and APR for FY 2014-15 for PTCUL

Name of Transmission Licensee: PTCUL

Form 19 (a)

All figures in Rs. Crores

Status of Physical/Financial progress &amp; capital expenditure incurred up to 30 Nov 2014

Part A: Progress upto November 2014

Sr. No.	Name of Scheme	Name of the substation	Project Cost (Rs. Cr)	Estimate date of Completion	Financial Progress (Rs. Cr)	Financial Progress (%)	Physical Progress (%)
1	REC IV	132kV S/s Haridwar Rd Laatappar, DDN	24.92	Jan-15	10.40	42%	92%
2	REC IV	LILO of 132kV Rishikesh Majra Line	1.74	Jan-15	1.25	72%	75%
3	REC II	132kV Srinagar Simli Line	89.51	Mar-15	70.61	79%	65%
4	REC II	Switching S/s Srinagar	19.77	Mar-15	14.65	74%	35%
5	PFC	Augmentation of 132kV S/s Kathgodam*	4.43	Mar-15		55%	60%
6	PFC	Augmentation of 132kV S/s Almorah*	4.22	Mar-15		35%	40%
7	PFC	Augmentation of 132kV S/s Bazpur including construction of Bay*	11.9	Mar-15		30%	35%
8	PFC	Augmentation of 132kV S/s Bhowali*	4.79	Mar-15		30%	40%
9	REC	Augmentation of 220kV S/s Pantnagar along with construction of 2 nos. 220kV bays and 2 nos. 33kV bays*	15.34	Jun-15		0%	10%
10	REC IV	REC IV – LILO of 132kV Dhalipur Purkul at 220kV S/s Dehradun	0.8	Jun-15	0.33	41%	20%
11	REC IV	REC IV - LILO of 132kV Kulhal Majra at 220kV S/s Dehradun	0.8	Jun-15	0.46	58%	20%
12	REC VI	REC VI – 220/33 kV Imlikhera (Pirankaliyar)	41.83	Mar-16		0%	Tender awarded on 14.10.2014
13	REC VI	REC VI – LILO of 220kV Roshnabad – Puhana line at 220kV S/s Imlikhera (Pirankaliyar)	7.96	Mar-16	-	0%	Tender to be awarded
14	REC IV	132 SC Bindal -- Purkul line	5.24	Mar-16	4.18	80%	53%
15		220kV line from 220kV S/s Dehradun to 400kV PGCIL (Sherpur)	21.2	Dec-15	-	0%	5%
16		Increasing capacity 132kV S/s Khatima*	0.27	2015-16		0%	Tender udnr process

\*upto Sep 2014

RECEIVED  
CELL - NCSR  
PTCUL DEHRADUN


Annexure-13

POWER TRANSMISSION CORPORATION OF UTTARANCHAL LIMITED

Annexure-14

TRIAL BALANCE FOR THE FY 2013-14

AG CODE	HEAD OF ACCOUNT	Opening As Per T.B 01/04/2013		During the year 2013-14		Provisional Entries of 2013-14		Total		Net Balance
		Dr	Cr	Dr	Cr	Dr	Cr	Dr	Cr	
1	2	3	4	5	6	7	8	9	10	11
AG-10	FIXED ASSETS	11059565934.73	459789381.18	2074000531.15	336374264.67	-630686810.80	-253832715.72	12,50,28,79,755.08	54,23,30,930.13	11,96,05,48,824.95
	PROVISION FOR DEPRECIATION ON FIXED ASSETS	45807355.44	3329163938.69	80994.00	0.00	2248710.41	566128887.00	4,61,37,059.85	3,89,52,92,825.69	(3,84,71,55,765.94)
AG-12	CAPITAL WORK IN PROGRESS	10389554584.65	8810998612.31	2308946262.01	1781139034.08	423488088.20	643604839.83	13,12,19,88,934.86	11,23,57,42,486.22	1,88,62,46,448.64
AG-16	Assets not in Use	33166030.30	33166030.30	97154.00	97154.00	0.00	0.00	3,32,63,184.30	3,32,63,184.30	-
AG-20	INVESTMENTS	8257210201.17	8257210201.17	0.00	0.00	0.00	0.00	8,25,72,10,201.17	8,25,72,10,201.17	-
AG-22	MATERIAL STOCK & RELATED A/C	14092896707.31	13805590724.68	1054268770.76	1068955915.44	35430251.86	35860463.72	15,18,25,95,709.93	14,91,04,07,103.84	27,21,88,606.10
AG-23	RECEIVABLES AGAINST SUPPLY OF POWER	9030050923.59	8886681399.59	2125136710.78	2036922520.61	0.00	0.00	11,15,51,87,634.37	10,92,36,03,920.20	23,15,83,714.17
AG-24	CASH & BANK	48827470784.14	48375129175.96	6011488727.63	6244686446.28	0.00	0.00	54,83,89,59,511.77	54,61,98,15,622.24	21,91,43,889.53
AG-25	ADVANCE TO SUPPLIERS & CONTRACTORS ( CAPITAL )	4963099642.24	3361636905.55	279691420.89	1069026448.48	0.00	0.00	5,24,27,91,063.13	4,43,06,63,354.03	81,21,27,709.10
AG-26	ADVANCE TO SUPPLIERS & CONTRACTORS ( O&M )	210477895.06	110890992.68	8165320.40	9138636.00	0.00	0.00	21,86,43,216.46	12,00,29,628.68	9,86,13,586.78
AG-27	OTHER LOANS & ADVANCES	185087761.24	33573079.00	212343357.80	706169.00	0.00	0.00	39,74,31,119.04	3,42,79,248.00	36,31,51,871.04
AG-28	SUNDRY RECEIVABLES	914409220.23	327030465.23	71828844.04	55299013.25	0.00	0.00	98,62,38,064.27	38,23,29,478.48	60,39,08,585.79
AG-30		0	0.00	0.00	0.00	0.00	0.00			
AG-31	INTER UNIT A/C FUEL	602961824.18	591518717.92	28154160.27	28348719.35	0.00	0.00	63,11,15,984.45	61,98,67,437.27	1,12,48,547.18
AG-32	INTER-UNIT ACCOUNT: MATERIAL	2126090396.60	2125460338.60	427435099.33	982485166.13	558354519.45	3195544.00	3,11,18,80,015.38	3,11,11,41,048.73	7,38,966.65
AG-33	INTER-UNIT ACCOUNT : REMITTANCE TO H/O	928247999.88	900601309.59	143398743.79	169454706.54	0.00	0.00	1,07,16,46,743.67	1,07,00,56,016.13	15,90,727.54
AG-34	INTER-UNIT ACCOUNT : FUND TRANSFER FROM H/O	13484863091.00	13484764851.00	1594570000.00	1526621000.00	0.00	0.00	15,07,94,33,091.00	15,01,13,85,851.00	6,80,47,240.00
AG-36	INTER-UNIT ACCOUNT : PERSONAL	1143118.50	4588988.70	88863.00	42028.00	0.00	0.00	12,31,981.50	46,31,016.70	(33,99,035.20)
AG-37	INTER-UNIT ACCOUNT : OTHER TRANSACTION ADJUSTMENTS	3639345121.05	3637637527.43	568827347.32	547847347.32	0.00	10980000.00	4,20,61,72,468.37	4,20,44,64,874.75	17,07,593.62
AG-38		0	0.00	0.00	0.00	0.00	0.00			
AG-41	LIABILITY FOR PURCHASE OF POWER	0.00	0.00	0.00	0.00	0.00	0.00			
AG-41	LIABILITY FOR CAPITAL SUPPLIES/							5,32,70,98,203.71	5,59,05,67,374.83	(26,34,69,171.12)
AG-42	CAPITAL WORKS	4771880422.44	5173858781.09	555217781.27	416708593.74	0.00	0.00			




Annexure-14

POWER TRANSMISSION CORPORATION OF UTTARANCHAL LIMITED

TRIAL BALANCE FOR THE FY 2013-14

AG CODE	HEAD OF ACCOUNT	Opening As Per T.B 01/04/2013		During the year 2013-14		Provisional Entries of 2013-14		Total		Net Balance
		Dr	Cr	Dr	Cr	Dr	Cr	Dr	Cr	
1	2	3	4	5	6	7	8	9	10	11
	LIABILITY FOR O&M							31,53,78,684.65	42,18,64,738.89	(10,64,86,054.24)
AG-43	SUPPLIES/WORKS	262049484.65	370845222.37	53329200.00	51019516.52	0.00	0.00	90,62,81,991.92	1,34,41,00,034.28	(43,78,18,042.36)
AG-44	STAFF RELATED PROVISIONS & LIABILITIES	725535143.65	1131126850.96	120249073.50	121571551.75	60497774.77	91401831.57			1,45,25
AG-45	LIABILITY FOR PAYMENTS	27303468039.16	27303533341.91	3356006375.07	3355939587.07	0.00	0.00	30,65,94,74,414.23	30,65,94,72,928.98	(1,34,34,56,785.05)
AG-46	OTHER LIABILITIES AND PROVISIONS	2197747949.99	2940743777.27	169320549.97	304501227.44	72679567.00	518885810.30			
AG-47	DEPOSIT FOR ELECTRIFICATION, SERVICE CONNECTION ETC.	518415484.29	899168331.36	41155557.69	136182809.00	14739023.61	0.00	57,43,10,065.59	1,03,53,51,140.36	(46,10,41,014.77)
AG-48	SECURITY DEPOSIT FROM CONSUMERS	0.00	0.00	0.00	0.00	0.00	0.00			
AG-49		180531.00	180531.00	0.00	0.00	0.00	0.00	1,80,531.00	1,80,531.00	
AG-51	Payment due on capital liabilities	0.00	0.00	0.00	0.00	0.00	0.00			
	CAPITAL LIABILITIES (OTHER THAN GOVT. LOANS)							2,09,03,038.00	3,02,43,39,678.00	(3,00,34,36,640.00)
AG-52	CAPITAL LIABILITIES (OTHER THAN GOVT. LOANS)	20903038.00	2858339678.00	0.00	166000000.00	0.00	0.00	4,26,78,46,744.00	10,10,78,99,287.64	(5,84,00,52,543.64)
AG-53	FUNDS FROM STATE GOVT.	3409625100.00	9273070683.62	858221644.00	634828604.02	0.00	0.00			
AG-54	CONTRIBUTION, GRANTS, SUBSIDIES TOWARDS COST OF CAPITAL ASSETS	266000.00	1888273313.36	0.00	0.00	0.00	0.00	2,66,000.00	1,88,82,73,313.36	(1,88,80,07,313.36)
AG-55	RESERVES (ACCUMULATED LOSSES)	582871851.95	1174206026.34	0.00	2759664.69	41811871.26	14739023.61	62,46,83,723.21	1,19,17,04,714.64	(56,70,20,991.43)
AG-56	RESERVE FUNDS	0.00	0.00	56807576.00	2108709031.01	35153956.81	0.00	1,26,38,67,863.41		1,26,38,67,863.41
AG-57	REVENUE FROM SALE OF POWER	964387340.41	0.00	0.00	0.00	299480523.00	0.00	22,12,10,094.50	25,25,57,605.19	(3,13,47,510.69)
AG-61	OTHER INCOME	184352097.63	184352097.63	0.00	0.00	0.00	0.00	18,43,52,097.63	18,43,52,097.63	
AG-62	Prior Period Income	0.00	0.00	0.00	0.00	0.00	0.00	9,19,61,532.81	2,10,87,09,031.01	(2,01,67,47,498.20)
AG-65	REPAIRS AND MAINTENANCE	0.00	0.00	221210094.50	252557605.19	0.00	0.00			
AG-74	EMPLOYEES COST	0.00	0.00	6046711.97	6046711.97	0.00	2384126.41			
AG-75A	EMPLOYEES COST	0.00	0.00	187577379.30	948587.00	2316000.00	2256000.00	84,30,838.38	84,30,838.38	(84,30,838.38)
AG-75B	EMPLOYEES COST	0.00	0.00	607296277.90	132122158.27	83863030.80	52958974.00	18,98,93,379.30	32,04,587.00	18,66,88,792.30
AG-76A	ADMINISTRATION AND GENERAL EXPENSES	0.00	0.00	0.00	0.00	0.00	0.00	18,50,81,132.27	18,50,81,132.27	50,60,78,176.43
AG-76B	ADMINISTRATION AND GENERAL EXPENSES	0.00	0.00	168701144.50	48863482.23	14634878.49	4811262.00	18,33,36,022.99	5,36,74,744.23	12,96,61,278.76
AG-77	DEPRECIATION	0.00	0.00	0.00	0.00	566128887.00	0.00			
AG-78	INTEREST AND OTHER FINANCE CHARGES	0.00	0.00	0.00	0.00	0.00	0.00	56,61,28,887.00	1,27,42,23,506.14	52,14,01,585.18
AG-79	OTHER DEPOSITS TO REVENUE ACCOUNT	0.00	0.00	1219687670.14	706325031.96	54535836.00	46496889.00			
AG-81	PROVISION FOR INCOME TAX FOR THE YEAR	0.00	0.00	0.00	0.00	19410231.86	0.00	1,94,10,231.86		1,94,10,231.86
AG-83	PRIOR PERIOD EXPENSES / LOSSES	0.00	0.00	0.00	0.00	93784616.00	0.00	9,37,84,616.00		9,37,84,616.00
	<b>GRAND TOTAL</b>	<b>169733131074.49</b>	<b>169733131074.49</b>	<b>24502308731.01</b>	<b>24502308731.01</b>	<b>1747870935.73</b>	<b>1747870935.73</b>	<b>1,95,98,33,10,741.23</b>	<b>1,95,98,33,10,741.23</b>	<b>0.00</b>


KAMAL KANT  
C.A. & A.  
Dehradun



**POWER TRANSMISSION CORPORATION OF UTTARANCHAL LIMITED**  
**TRIAL BALANCE FOR THE FY 2013-14**

AG CODE	HEAD OF ACCOUNT	Opening As Per T.B 01/04/2013		During the year 2013-14		Provisional Entries of 2013-14		Total		Net Balance
		Dr	Cr	Dr	Cr	Dr	Cr	Dr	Cr	
1	2	3	4	5	6	7	8	9	10	11
<b>ACCOUNT GROUP : 10</b>	<b>FIXED ASSETS</b>									
		42755437.08	0.00	0.00	0.00	0.00	0.00	4,27,55,437.08		4,27,55,437.08
10	101 Land & Land under full title							36,36,72,525.00	3,90,67,729.00	32,46,04,795.00
	Land held under lease		18164691.00							
10	102	360365280.00		38685991.00	23736506.00	-35358746.00	-2833468.00			2,33,46,213.84
10	103 cost of land devt.on lease land	23346213.84	0.00	10830230.00	10830230.00	-10830230.00	-10830230.00	42,97,74,176.92	3,90,67,729.00	39,07,06,446.92
	Sub Total	426466930.92	18164691.00	49496221.00	34566738.00	-46188976.00	-13663698.00	27,93,89,706.02	55,13,647.45	27,38,76,058.57
10	207 Building containing Trans.Installation	279360211.02	5513647.45	4467294.00	4437799.00	-4437799.00	-4437799.00	64,968.00		64,968.00
10	208 Buildings containing distribution installations	64968.00	0.00	0.00	0.00					
10	211 Office building	186185473.12	79500.25	19792159.00	417014.61	0.00	0.00	20,59,77,632.12	4,96,514.86	20,54,81,111.26
10	222 Residential colony for Staff	190021107.22	50000.00	10313760.19	0.00	0.00	145514.44	20,03,34,867.41	1,95,514.44	20,01,39,352.97
10	233 Other Buildings	16711081.87	0.00	1894276.00	0.00	-1894276.00	0.00	1,67,11,081.87		1,67,11,081.87
	Sub Total	672342841.23	5643147.70	36467489.19	4854813.61	-6332075.00	-4292284.56	70,24,78,255.42	62,05,676.75	69,62,72,578.67
10	301 Hydroic works	7696.88	0.00	0.00	0.00			7,696.88		7,696.88
	Plants & pipelines in residential colony		0.00					1,47,52,917.00		1,47,52,917.00
10	320	13312021.00		1440896.00	0.00	0.00	0.00			
10	322 Drenainage & Sewerage colony	181589.75	0.00	0.00	0.00			1,81,589.75		1,81,589.75
	Sub Total	13501307.63	0.00	1440896.00	0.00	0.00	0.00	1,49,42,203.63		1,49,42,203.63
10	401 Pucca Road	47688491.40	32612.00	8241429.77	0.00	0.00	0.00	5,59,29,921.17	2,19,809.82	5,57,10,111.35
10	402 Kutcha Road	4774736.64	9801.00	0.00	0.00			47,74,736.64	9,801.00	47,64,935.64
	Sub Total	52463228.04	42413.00	8241429.77	0.00	0.00	0.00	6,07,04,657.81	2,29,610.82	6,04,75,046.99
	Turbine Generator Steam Power Gen.		0.00					21,04,141.00		21,04,141.00
10	503	2104141.00		0.00	0.00					
	Transformers having 100KVA & above	2400733503.96	148066569.66	198201135.09	88927923.00	-99669335.09	-55995698.10	2,49,92,65,303.96	18,09,98,594.56	2,31,82,66,709.40
10	542 Other Transformers	16687115.82	0.00	0.00	0.00	0.00	0.00	1,66,87,115.82		1,66,87,115.82
10	543 Other transmission plants	2244311867.70	10191775.89	818415364.16	147001295.05	-178477774.83	-145279560.52	2,88,42,49,457.03	1,19,13,510.42	2,87,23,35,946.61
10	548 Repairs of Transformers having a rating of 100KVA & above	1288769.00	0.00	0.00	0.00	-1288769.00	0.00			
10	549 Repairs of others trans.	14569.00	0.00	0.00	0.00	-14569.00	0.00			
	Repairs of Transformers 100KVA & above	34341568.00	0.00	0.00	0.00			3,43,41,568.00		3,43,41,568.00
10	561 Batteries including charging equipment	5052288.96	0.00	0.00	0.00			50,52,288.96		50,52,288.96
10	563 Lighting arresters	2898510.00	0.00	0.00	0.00			28,98,510.00		28,98,510.00
10	571 Communication Equipments	113022.00	18000.00	22754280.45	0.00	0.00	0.00	2,28,67,302.45	18,000.00	2,28,49,302.45
10	574 Static Machine Tools & Equip.	17073811.00	0.00	217901.50	0.00			1,72,91,712.50		1,72,91,712.50
10	580 Refregators & water coolers	633812.50	32050.00	321452.00	0.00	0.00	0.00	9,55,264.50	32,050.00	9,23,214.50


*(Handwritten signature)*  
 CHARTERED ACCOUNTANTS  
 DEHRADUN



## POWER TRANSMISSION CORPORATION OF UTTARANCHAL LIMITED

TRIAL BALANCE FOR THE FY 2013-14


AG CODE	HEAD OF ACCOUNT	Opening As Per T.B 01/04/2013		During the year 2013-14		Provisional Entries of 2013-14		Total		Net Balance
		Dr	Cr	Dr	Cr	Dr	Cr	Dr	Cr	
1	2	3	4	5	6	7	8	9	10	11
10	581 Meter Testing tools	0.00	0.00	0.00	0.00					
10	583 Tools & Tackles	21543270.85	622243.00	75191.37	243140.00	0.00	0.00	2,16,18,462.22	8,65,383.00	2,07,53,079.22
10	599 Other Misc. Equipments	42726217.14	-569937.00	75035133.62	2037763.97	-6522487.01	-1824060.00	11,12,38,863.75	(3,56,233.03)	11,15,95,016.78
	Sub Total	4789522466.93	158360701.55	1115020458.19	238210122.02	-285972934.93	-203099518.61	5,61,85,69,990.19	19,34,71,304.96	5,42,50,98,615.23
10	601 Over Headlines above 66kv	5034609955.37	272591106.80	851076657.38	57875859.05	-289485215.45	-32413302.94	5,59,62,01,397.30	29,80,53,662.90	5,29,81,47,734.39
	Over Headlines not exceeding 66 kv		0.00					1,02,04,380.86		1,02,04,380.86
10	602	10204380.86		0.00	0.00					
10	603 Over Headlines	-6909834.99	0.00	0.00	0.00			-69,09,834.99		69,09,834.99
10	631 Metering Equipments	0.00	0.00	112492.11	0.00	0.00	0.00	1,12,492.11		1,12,492.11
10	641 Street Lighting & Single system	0.00	0.00	2156500.00	0.00	-2156500.00				
10	685 Misc. Equipments	7824335.07	0.00	228637.37	89000.00	0.00	0.00	80,52,972.44	89,000.00	79,63,972.44
	Sub Total	5059548506.29	272591106.80	853574286.86	57964859.05	-291641715.45	-32413302.94	5,62,14,81,077.70	29,81,42,662.90	5,32,33,38,414.79
	Trucks & Tempo		489000.00	0.00	0.00	0.00	0.00	43,07,709.84	4,89,000.00	38,18,709.84
10	710	4307709.84		0.00	0.00	0.00	0.00			
10	730 Jeep & Motorcars	4984285.30	422397.00	603873.00	0.00	0.00	0.00	55,88,158.30	4,22,397.00	51,65,761.30
	Sub Total	9291995.14	911397.00	603873.00	0.00	0.00	0.00	98,95,868.14	9,11,397.00	89,84,471.14
10	8 Furniture & Fixture	18106911.86	1315716.13	3842692.31	78687.81	-78687.81	-78687.81	2,18,70,916.36	13,15,716.13	2,05,55,200.23
	Sub Total	18106911.86	1315716.13	3842692.31	78687.81	-78687.81	-78687.81	2,18,70,916.36	13,15,716.13	2,05,55,200.23
10	9 Office Equipments	5482319.75	27800.00	94338.61	0.00	0.00	0.00	55,76,658.36	27,800.00	55,48,858.36
10	902 Typewriters	1366296.21	0.00	17798.21	0.00	0.00	0.00	13,84,094.42		13,84,094.42
10	905 Photo State Machine	334728.00	0.00	476899.00	85554.00	0.00	0.00	8,11,627.00	85,554.00	7,26,073.00
10	906 Computers	7623178.74	931300.00	2069921.84	445932.18	-445932.18	-445932.18	92,47,168.40	9,31,300.00	83,15,868.40
10	909 Others to be specified	3515224.00	1801108.00	2654327.17	167560.00	-26489.43	-26489.43	61,43,061.74	19,42,178.57	42,00,883.17
	Sub Total	18321746.70	2760208.00	5313284.83	699046.18	-472421.61	-472421.61	2,31,62,609.92	29,86,832.57	2,01,75,777.35
	<b>TOTAL</b>	<b>11059565934.73</b>	<b>469789381.18</b>	<b>207400631.15</b>	<b>336374264.67</b>	<b>-63066810.80</b>	<b>-253832715.72</b>	<b>12,50,28,79,755.08</b>	<b>54,23,30,930.13</b>	<b>11,96,05,48,824.95</b>



## POWER TRANSMISSION CORPORATION OF UTTARANCHAL LIMITED

TRIAL BALANCE FOR THE FY 2013-14


AG CODE	HEAD OF ACCOUNT	Opening As Per T.B 01/04/2013		During the year 2013-14		Provisional Entries of 2013-14		Total		Net Balance
		Dr 3	Cr 4	Dr 5	Cr 6	Dr 7	Cr 8	Dr 9	Cr 10	
1	2									11
ACCOUNT GROUP 12	PROVISION FOR DEPRICIATION ON FIXED ASSETS	0.00		0.00	0.00					
12	21 Land	0.00	32812610.98	0.00	0.00	2090303.79	10297433.00	20,90,303.79	4,31,10,043.98	(4,10,19,740.19)
12	222 Residential Colony for staff	0.00	0.00	0.00	0.00					
12	233 Other Building	0.00	213431451.78	0.00	0.00		22685938.00		23,61,17,389.78	(23,61,17,389.78)
	Sub Total	0.00	246244062.76	0.00	0.00	2090303.79	32983371.00	20,90,303.79	27,92,27,433.76	(27,71,37,129.97)
	Plants and Pipe Lines in Residential colony	0.00	0.00	0.00	0.00					
12	32 Drainage & Sewerage colony	0.00	0.00	0.00	0.00					
	Sub Total	0.00	455607.85	0.00	0.00	0.00	764028.00		12,19,635.85	(12,19,635.85)
12	401 Pucca Road	0.00	0.00	0.00	0.00					
12	402 Kutcha Road	0.00	0.00	0.00	0.00	0.00	0.00			
	Sub Total	0.00	11239105.62	0.00	0.00	0.00	1928286.00		1,31,67,391.62	(1,31,67,391.62)
12	541 Transmission Plants	0.00	0.00	0.00	0.00					
12	542 Other Transformers	0.00	0.00	0.00	0.00					
12	581 Meter Testing tools	0.00	0.00	0.00	0.00	0.00	0.00			
12	583 Tools & Tackles	0.00	0.00	0.00	0.00					
12	599 Other Misc. Equipments	0.00	0.00	0.00	0.00		0.00			
	Sub Total	25776886.32	2099787581.89	0.00	0.00	0.00	256577446.00	2,57,76,886.32	2,35,63,65,027.89	(2,33,05,88,141.57)
12	601 Over head lines	0.00	0.00	0.00	0.00					
12	602 Over head lines	0.00	0.00	0.00	0.00					
12	685 Misc. Equipments	0.00	0.00	0.00	0.00					
	Sub Total	12353870.00	947866656.25	0.00	0.00	0.00	271746308.00	1,23,53,870.00	1,21,96,12,964.25	(1,20,72,59,094.25)
12	710 Trucks & Tempo	0.00	0.00	0.00	0.00		0.00			
12	720 Buses including Minibuses	0.00	0.00	0.00	0.00	0.00	0.00			
12	730 Jeep & Motorcars	0.00	0.00	0.00	0.00					
12	740 Other Vehicles	0.00	0.00	0.00	0.00					
	Sub Total	6584536.37	14285481.32	0.00	0.00	158406.62	3508.00	67,42,942.99	1,42,88,989.32	(75,46,046.33)
12	8 Furniture & Fixture	0.00	0.00	0.00	0.00	0.00	0.00			
	Sub Total	22489.00	3959377.16	0.00	0.00	0.00	1126871.00	22,489.00	50,86,248.16	(50,63,759.16)
12	9 Office Equipments	0.00	0.00	0.00	0.00					
12	901 Calculators	0.00	0.00	0.00	0.00	0.00	0.00			
12	902 Typewriters	0.00	0.00	0.00	0.00					
12	909 Other to be specified	0.00	0.00	0.00	0.00					
	Sub Total	27393.75	4283885.84	80994.00	0.00	0.00	999069.00	1,08,387.75	52,82,954.84	(51,74,567.09)
12	10 Deposit work	0.00	0.00							
	TOTAL	45807355.44	3329163938.69	80994.00	0.00	2248710.41	566128887.00	4,81,37,059.85	3,89,52,92,825.69	(3,84,71,55,765.84)



POWER TRANSMISSION CORPORATION OF UTTARANCHAL LIMITED  
TRIAL BALANCE FOR THE FY 2013-14

AG CODE	HEAD OF ACCOUNT	Opening As Per T.B 01/04/2013		During the year 2013-14		Provisional Entries of 2013-14		Total		Net Balance
		Dr	Cr	Dr	Cr	Dr	Cr	Dr	Cr	
1	2	3	4	5	6	7	8	9	10	11
ACCOUNT	CAPITAL WORK IN PROGRESS									
		0.00	0.00							
14	51 400 KV Lines	687820489.89	669109065.45	85163564.63	15499587.00	60459697.00	0.00	83.34,43,751.52	68.46,08,652.45	14,88,35,099.07
14	52 T&D Works-220KV Lines	1452835928.88	1432937967.97	256450609.14	176526267.82	1675211.36	0.00	1,71,09,61,749.38	1,60,94,64,235.79	10,14,97,513.59
14	53 132 KV line	2656507978.65	1952885700.46	538616700.70	633834652.35	50361690.20	0.00	3,24,54,86,369.55	2,58,67,20,352.81	65,87,66,016.74
14	54 400 kv s/s	1014552074.58	893468849.02	566052882.99	121301985.04	0.00	0.00	1,58,06,04,957.57	1,01,47,70,834.06	56,58,34,123.51
14	55 220 KV S/S	560087428.81	483230746.68	551058765.16	627370344.63	41736611.62	0.00	1,15,28,82,805.59	1,11,06,01,091.31	4,22,81,714.28
14	50 132 KV S/S	1646946181.95	1627916188.53	172050030.27	74208569.73	54837511.76	0.00	1,87,38,33,723.98	1,70,21,24,758.26	17,17,08,965.72
14	61 66 KV T&D works	33386231.15	31188440.18	0.00	0.00	0.00	0.00	3,33,86,231.15	3,11,88,440.16	21,97,790.99
14	62 33 KV Works	70605671.21	61827622.55	0.00	0.00	0.00	0.00	7,06,05,671.21	6,18,27,622.55	87,78,048.66
14	63 11 KV Rural	733520.40	0.00	0.00	0.00	0.00	0.00	7,33,520.40	-	7,33,520.40
14	64 11 KV Urban	0.00	0.00	0.00	0.00	0.00	0.00	-	-	-
14	65 L.T Rural	503651.79	213478.00	0.00	0.00	0.00	0.00	5,03,651.79	2,13,478.00	2,90,173.79
14	72 R.E.C.Normal Works	14740853.37	0.00	104361803.04	111873198.04	0.00	0.00	11,91,02,656.41	11,18,73,198.04	72,29,458.37
14	81 Survey & Investigation	25197.39	1844.63	0.00	0.00	0.00	0.00	25,197.39	1,844.63	23,352.76
14	General Equip. not covered in any scheme	4943071.46	4393013.96	1724151.70	238903.20	0.00	0.00	66,67,223.16	46,31,917.16	20,35,306.00
14	85 Others	110537983.09	110528383.09	11681568.68	207647.97	0.00	0.00	12,22,19,551.77	11,07,36,031.06	1,14,83,520.71
14	86 S.T.W.(I.D.)	1957852.13	1957852.13	0.00	0.00	0.00	0.00	19,57,852.13	19,57,852.13	-
14	87 Pump Canal	446038.55	446038.55	0.00	0.00	0.00	0.00	4,46,038.55	4,46,038.55	-
14	89 Other Works (I.D.)	14597304.25	14203110.25	0.00	0.00	0.00	0.00	1,45,97,304.25	1,42,03,110.25	3,94,194.00
14	95 Railway	91226430.00	91226430.00	0.00	0.00	0.00	0.00	9,12,26,430.00	9,12,26,430.00	-
14	96 Others	863406016.62	794477731.65	13998504.09	5444243.69	0.00	0.00	87,74,04,520.71	79,99,21,975.34	7,74,82,545.37
14	97 Deposit Works	48992491.74	30524566.84	2948051.00	0.00	0.00	0.00	5,19,40,542.74	3,05,24,566.84	2,14,15,975.90
14	Service Connection above 11000 Volts	989524.28	0.00	0.00	0.00	0.00	0.00	9,89,524.28	-	9,89,524.28
14	208 33 KV Works	5500411.00	314987.80	0.00	0.00	0.00	0.00	55,00,411.00	3,14,987.80	51,85,423.20
14	211 Office Building	272649942.85	208980977.85	4736364.61	12864973.61	0.00	0.00	27,73,86,307.46	22,18,45,951.46	5,55,40,356.00
14	222 Residential Building	3858137.09	338836.09	0.00	0.00	0.00	0.00	38,58,137.09	3,30,036.09	35,19,301.00
14	847 Vehicle	0.00	0.00	0.00	0.00	0.00	0.00	-	-	-
14	848 Furniture & Fixture	0.00	0.00	0.00	0.00	0.00	0.00	-	-	-
14	849 Office Equipment	24524.30	0.00	0.00	0.00	0.00	0.00	24,524.30	-	24,524.30
14		0.00	0.00	0.00	0.00	0.00	0.00	-	-	-
14	Employee Cost Charged to CWIP	18054943.58	0.00	0.00	0.00	0.00	18054943.58	1,80,54,943.58	1,80,54,943.58	-
14	IDC/Interest on FDR	711916439.09	368310272.68	0.00	0.00	214417366.26	558023532.66	92,63,33,805.35	92,63,33,805.34	0.00
14	ADB	73747332.00	11622240.00	103266.00	1768661.00	0.00	60459697.00	7,38,50,598.00	7,38,50,598.00	-
14	Govt. guarantee fee capitalised	27960934.56	20894267.97	0.00	0.00	0.00	7068666.59	2,79,60,934.56	2,79,60,934.56	(0.00)
	TOTAL	10389554584.65	8810998612.31	2308946262.01	1781139034.08	423488088.20	643604839.83	13,12,19,88,934.86	11,23,57,42,486.22	1,88,62,46,448.64

C.E.L. - H C&R  
P.T.C.U.L., DEHRADUN




POWER TRANSMISSION CORPORATION OF UTTARANCHAL LIMITED

TRIAL BALANCE FOR THE FY 2013-14

AG CODE	HEAD OF ACCOUNT	Opening As Per T.B 01/04/2013		During the year 2013-14		Provisional Entries of 2013-14		Total		Net Balance
		Dr	Cr	Dr	Cr	Dr	Cr	Dr	Cr	
1	2	3	4	5	6	7	8	9	10	11
	ASSETS NOT IN USE		0.00							
ACCOUNT GROUP : 16		0.00		0.00	0.00					
		0.00	0.00							
16	101 Land and Land Right	11909.34	11909.34	0.00	0.00			11,909.34	11,909.34	
16	105 Plant & Machinery	25168060.96	25168060.96	0.00	0.00			2,51,68,060.96	2,51,68,060.96	
16	106 Vehicles	0.00	0.00	0.00	0.00					
16	107 Lines, cables, Networks ETC.	7914310.00	7914310.00	0.00	0.00			79,14,310.00	79,14,310.00	
16	109 office equipment	71750.00	71750.00	97154.00	97154.00			1,68,904.00	1,68,904.00	
	TOTAL	33166030.30	33166030.30	97154.00	97154.00	0.00	0.00	3,32,63,184.30	3,32,63,184.30	
		0.00	0.00							
ACCOUNT GROUP : 20	INVESTMENTS									
		0.00	0.00							
		0.00	0.00					8,25,72,10,201.17	8,25,72,10,201.17	
20	280 Investment in forms of fixed deposits with Bank	8257210201.17	8257210201.17	0.00	0.00	0.00				
		0.00	0.00	0.00	0.00					
		0.00	0.00							
	TOTAL	8257210201.17	8257210201.17	0.00	0.00	0.00	0.00	8,25,72,10,201.17	8,25,72,10,201.17	


Handwritten signature and stamp of the Chartered Accountant.



POWER TRANSMISSION CORPORATION OF UTTARANCHAL LIMITED

TRIAL BALANCE FOR THE FY 2013-14

AG CODE	HEAD OF ACCOUNT	Opening As Per T.B 01/04/2013		During the year 2013-14		Provisional Entries of 2013-14		Total		Net Balance
		Dr	Cr	Dr	Cr	Dr	Cr	Dr	Cr	
1	2	3	4	5	6	7	8	9	10	11
	MATERIAL STOCK & RELATED		0.00							
	A/C	0.00								
22	20 Stock Material ( Capital )	5024677427.27	4988566201.55	431687311.87	446244974.31			5,45,63,64,739.14	5,43,48,11,175.87	2,15,53,563.27
22	22 Stock Material ( O&M )	516579407.87	517797941.45	52667342.52	51420953.03			56,92,46,750.39	56,92,18,894.48	27,855.91
	Sub Total	5541258835.14	5506364143.00	484354854.39	497655927.34	0.00	0.00	6,02,56,11,489.53	6,00,40,30,070.34	2,15,81,419.19
		0.00	0.00							
22	30 Material Issued ( Capital )	2083990520.63	2066585186.09	137592876.77	137592876.77			2,22,15,83,397.40	2,20,41,78,062.86	1,74,05,334.54
22	32 Material Issued ( O&M )	432820639.55	440097091.70	72773920.67	71270951.88			60,66,00,689.32	61,81,77,843.64	(1,25,77,284.42)
22	34 Material Issued to Contractors	682282342.53	703463317.53	24298883.58	24298883.58			70,65,81,226.11	72,77,62,201.11	(2,11,80,975.00)
22	36 Material return by contractors	147677457.43	150334060.43	39000.00	39000.00			14,77,16,457.43	15,03,73,060.43	(26,56,603.00)
	Sub Total	3346776959.14	3367280455.81	234704681.02	233210712.23	0.00	0.00	3,58,14,81,640.16	3,60,04,91,168.04	(1,90,09,527.88)
		0.00	0.00							
22	40 Material Transferred inward ( Capital )	468884086.57	498427218.09	20421740.83	20385956.62	0.00		48,93,05,827.40	51,88,13,174.71	(2,95,07,347.31)
22	42 Material Transferred outward	446158234.98	423816978.42	42393800.69	26848712.49			48,85,52,035.67	45,06,65,690.91	3,78,86,344.76
		0.00	0.00							
	Sub Total	915042321.55	922244196.51	62815541.52	47234669.11	0.00	0.00	97,78,57,863.07	96,94,78,865.62	83,78,997.45
22	50 Material Adj. ( Capital A/C )	158144904.46	135161466.17	10193746.19	9846326.19	0.00		16,83,38,650.65	14,50,07,792.36	2,33,30,858.29
22	52 Material stock adjustment	31585047.55	31423887.55	4352951.70	4301471.70			3,59,37,999.25	3,57,25,359.25	2,12,640.00
	Sub Total	189729952.01	166585353.72	14546697.89	14147797.89	0.00	0.00	20,42,76,649.90	18,07,33,151.61	2,35,43,498.29
22	60 Material Stock Account ( Capital )	3152909776.07	2935884538.44	188497071.74	166538664.45	0.00	35254724.53	3,34,14,06,847.81	3,13,76,77,927.42	20,37,28,920.39
22	62 Material Stock Account ( O&M )	765727867.39	729913307.38	69255707.05	110063727.27	35000000.00	175507.33	86,99,83,574.44	84,01,52,541.98	2,98,31,032.46
	Sub Total	3918637643.46	3665797845.82	257752778.79	276602391.72	35000000.00	35430231.86	4,21,13,90,422.25	3,97,78,30,469.40	23,35,59,952.85
22	710 Workshop suspense- Material	88391420.14	85394085.94				0.00	8,83,91,420.14	8,53,94,085.94	29,97,334.20
		0.00	0.00							
22	720 Material issued to Fabricators	65952591.80	65952591.80	0.00	0.00	0.00		6,59,52,591.80	6,59,52,591.80	-
22	760 Obsolete material stock Capital	1449129.97	1449129.97	0.00	0.00	254724.53	254724.53	17,03,854.50	17,03,854.50	-
22	760 A Obsolete material stock O&M	702029.31	702029.31	0.00	0.00	175507.33	175507.33	0,77,536.84	8,77,536.84	-
22	770 Scrap Material Account	24860372.80	23818192.80	0.00	0.00	0.00	0.00	2,48,60,372.80	2,38,18,192.80	10,42,180.00
22	780 Transformers sent for repairs	94752.00	0.00					94,752.00	-	94,752.00
	Sub Total	181450296.02	177316029.82	0.00	0.00	430231.86	430231.86	18,18,80,527.88	17,77,46,261.68	41,34,266.20
	Stock Excess Pending investigation							94,417.15	94,417.15	-
22	810	0.00	0.00	94417.15	94417.15	0.00	0.00			-
	Stock Shortage Pending investigation							2,700.00	2,700.00	-
22	830	2700.00	2700.00	0.00	0.00					-
		0.00	0.00	0.00	0.00					-
	Sub Total	2700.00	2700.00	94417.15	94417.15	0.00	0.00	97,117.15	97,117.15	-
<b>TOTAL</b>		<b>14092896707.31</b>	<b>13805590724.68</b>	<b>1054268770.76</b>	<b>1068955915.44</b>	<b>35430231.86</b>	<b>35860463.72</b>	<b>15,18,25,95,709.93</b>	<b>14,91,04,07,103.84</b>	<b>27,21,88,606.10</b>




Handwritten signature and stamp of N. Kumar Gupta & Associates, Chartered Accountants, Dehradun.

POWER TRANSMISSION CORPORATION OF UTTARANCHAL LIMITED

TRIAL BALANCE FOR THE FY 2013-14


AG CODE	HEAD OF ACCOUNT	Opening As Per T.B 01/04/2013		During the year 2013-14		Provisional Entries of 2013-14		Total		Net Balance
		Dr 3	Cr 4	Dr 5	Cr 6	Dr 7	Cr 8	Dr 9	Cr 10	
1	2	3	4	5	6	7	8	9	10	11
ACC OUN T	RECEIVABLES AGAINST SUPPLY OF POWER	0.00								
23	101 Domestic	0.00	0.00	0.00	0.00					
23	102 Commercial	0.00	0.00	0.00	0.00					
23	103 Industrial	0.00	0.00	0.00	0.00					
23	104 Public Lighting	0.00	0.00	0.00	0.00					
23	105 Traction	0.00	0.00	0.00	0.00					
23	106 Irrigation - Agriculture	0.00	0.00	0.00	0.00					
23	107 Public water works & Sewage pumping	0.00	0.00	0.00	0.00					
23	108 Supplies in Bulk in controlled stations	0.00		0.00	0.00			9,88,59,62,217.00	9,69,68,39,122.00	18,91,23,095.00
23	130 Sundry debtors for wheeling of power	793388703.00	7790519179.00	1952073514.00	1906319943.00			15,94,49,923.18	15,06,04,222.94	88,45,700.24
23	130BA Sundry debtors for wheeling of power (BHPL)(Component A)	80715682.94	80715682.94	78734240.24	69888540.00	0.00	0.00	3,66,78,449.93	30,64,753.00	3,36,13,696.93
23	130BB Sundry debtors for wheeling of power (BHPL)(Component B)	0.00	0.00	36678449.93	3064753.00					
23	138 Sundry debtors for wheeling of Power (UPCL)	0.00	0.00	0.00	0.00					
23	13C Sundry debtors for wheeling of Power (SLDC)	0.00	0.00	0.00	0.00			10,08,20,90,590.11	9,85,05,08,097.94	23,15,82,492.17
	Sub Total	8014604385.94	7871234861.94	2067486204.17	1979273236.00	0.00	0.00			
23	604 PSEB	0.00	0.00	0.00	0.00					
23	605 Himanchal Pradesh	0.00	0.00	0.00	0.00					
23	610 Nepal	0.00	0.00	0.00	0.00			96,50,00,000.00	96,50,00,000.00	
23	614 Sundry Debtors for inter state sale of power (PTCL)	965000000.00	965000000.00	0.00	0.00	0.00	0.00	96,50,00,000.00	96,50,00,000.00	
	Sub Total	965000000.00	965000000.00	0.00	0.00	0.00	0.00	10,80,97,044.26	10,80,95,822.26	1,222.00
23	704 Sundry Debtors for Open Access Charges as per SLDC open access a/c	50446537.65	50446537.65	57650506.61	57649284.61	0.00	0.00			
23	8 Sundry Debtors Departmental consumers	0.00	0.00	0.00	0.00					
23	9 Provisions for Doubtful dues from consumers	0.00	0.00	0.00	0.00					
	TOTAL	9030050923.59	8886681399.59	2125136710.78	2036922520.61	0.00	0.00	11,15,51,87,634.37	10,92,36,03,920.20	23,15,83,714.17



POWER TRANSMISSION CORPORATION OF UTTARANCHAL LIMITED

TRIAL BALANCE FOR THE FY 2013-14


AG CODE	HEAD OF ACCOUNT	Opening As Per T.B 01/04/2013		During the year 2013-14		Provisional Entries of 2013-14		Total		Net Balance
		Dr	Cr	Dr	Cr	Dr	Cr	Dr	Cr	
1	2	3	4	5	6	7	8	9	10	11
	<b>SUNDRY RECEIVABLES</b>		0.00							
	<b>ACCOUNT GROUP : 28</b>	0.00	0.00							
28	103 Sundry Debtors for Sale of Stores	11953025.50	1376300.00	49025.00	0.00			1,20,02,050.50	13,76,300.00	1,06,25,750.50
	Sundry Debtors for Rental from		402130.50					6,30,412.50	4,23,090.50	2,07,322.00
28	104 Property	611269.50		19143.00	20960.00					
		0.00	0.00							
	<b>Sub Total</b>	<b>12564206.00</b>	<b>1778430.50</b>	<b>68168.00</b>	<b>20960.00</b>	<b>0.00</b>	<b>0.00</b>	<b>1,26,32,463.00</b>	<b>17,99,390.50</b>	<b>1,08,33,072.50</b>
	Income Accrued & Due on Fund		50000.00					46,10,335.00	8,27,147.00	37,83,188.00
28	210 Investment	827147.00		3783188.00	777147.00					
28	220 Income Accrued & Due	0.00	0.00	0.00	0.00					
	Interest Accrued & due on Staff Loans & Advances	0.00	0.00	0.00	0.00					
28	260			50135478.50	50135478.50			5,01,35,478.50	5,01,35,478.50	
28	290 Other Income - Accrued & Due									37,83,188.00
	<b>Sub Total</b>	<b>827147.00</b>	<b>50000.00</b>	<b>53918666.50</b>	<b>50912625.50</b>	<b>0.00</b>	<b>0.00</b>	<b>5,47,45,813.50</b>	<b>5,09,62,625.50</b>	<b>37,83,188.00</b>
	Income Accrued but not due on Fund		32398696.30					3,23,98,696.30	3,23,98,696.30	
28	310 Investment	32398696.30		0.00	0.00	0.00	0.00			
	<b>Sub Total</b>	<b>32398696.30</b>	<b>32398696.30</b>	<b>0.00</b>	<b>0.00</b>	<b>0.00</b>	<b>0.00</b>	<b>3,23,98,696.30</b>	<b>3,23,98,696.30</b>	<b>0.00</b>
	Amount Recoverable from employees		7947168.43					1,11,93,666.17	1,01,93,131.18	10,00,534.99
28	401A	9322894.52		1870771.65	2245962.75					
	Amount Recoverable from employees		9591.00					11,591.00	9,591.00	2,000.00
28	401B	11591.00		0.00	0.00					
	Amount Recoverable from Ex-employees		5804.00					15,893.00	5,804.00	10,089.00
28	402	15893.00		0.00	0.00					
	Amount Recoverable from Non Board Employees		50.00					30,226.00	1,850.00	28,376.00
28	411	25076.00		5150.00	1800.00					
	<b>Sub Total</b>	<b>9375454.52</b>	<b>7962813.43</b>	<b>1875921.65</b>	<b>2247762.75</b>	<b>0.00</b>	<b>0.00</b>	<b>1,12,51,376.17</b>	<b>1,02,10,376.18</b>	<b>10,40,999.99</b>
	Claim for Loss/ Damage		0.00	0.00	0.00			89,663.00		89,663.00
28	744	89663.00		0.00	0.00	0.00	0.00	89,663.00		89,663.00
	<b>Sub Total</b>	<b>89663.00</b>	<b>0.00</b>	<b>0.00</b>	<b>0.00</b>	<b>0.00</b>	<b>0.00</b>	<b>89,663.00</b>	<b>0.00</b>	<b>89,663.00</b>
	Other receivables of LPS from BHPL			4670383.89	1867163.00			46,70,383.89	18,67,163.00	28,03,220.89
28	802									
	others	35000.00	0.00	0.00	0.00			35,000.00		35,000.00
28	809		20007489.00					3,12,61,149.00	2,02,84,737.00	1,09,76,412.00
	Expenses Recoverable from Suppliers/Contractors	20029027.00		11232122.00	277248.00		0.00			
28	810									6,915.00
28	812	6915.00	0.00	0.00	0.00			6,915.00		
28	862	195765865.63	37537006.00	0.00	-5136.00			19,57,65,865.63	3,75,31,870.00	15,82,33,995.63
	GPF TRUST		0.00					1,00,00,000.00		1,00,00,000.00
	Amount Receivable from GPF TRUST UPCL	10000000.00		0.00	0.00					
28	863 A		54078.00					7,32,044.16	32,468.00	6,99,576.16
	UPCL Receivable (Remittance to UPCL by Units through AG Head- 33)	668462.16		63582.00	-21610.00			41,92,551.62		41,92,551.62
28	871		0.00	0.00	0.00					
	UT Adjustment Receivable Account (AG Head - 31, 32, 37)	4192551.62						61,40,62,200.00	22,20,25,000.00	39,20,37,200.00
28	871A		222025000.00							
	Unused portion of REC & NABARD Loans	614062200.00		0.00	0.00					
28	890									
	<b>Sub Total</b>	<b>844760021.41</b>	<b>279623573.00</b>	<b>15966087.89</b>	<b>2117665.00</b>	<b>-0.00</b>	<b>0.00</b>	<b>86,07,26,109.30</b>	<b>28,17,41,238.00</b>	<b>57,89,84,871.30</b>
	Deposit with Telephone Authority		971.00					971.00	971.00	
28	914	971.00		0.00	0.00	0.00				
	Other Deposits	287345.00	216181.00	0.00	0.00	0.00		2,87,345.00	2,16,181.00	71,164.00
28	919			0.00	0.00	0.00	0.00			
	Advance to PMC ADE	1400000.00	500000.00	0.00	0.00	0.00	0.00	1,40,00,000.00	50,00,000.00	90,00,000.00
28	920		0.00					1,05,627.00		1,05,627.00
	Securities from suppliers /contractors	105627.00		0.00	0.00					
28	930			0.00	0.00	0.00	0.00			
	<b>Sub Total</b>	<b>14393943.00</b>	<b>5217162.00</b>	<b>0.00</b>	<b>0.00</b>	<b>0.00</b>	<b>0.00</b>	<b>1,43,93,943.00</b>	<b>52,17,162.00</b>	<b>91,76,791.00</b>
	<b>TOTAL</b>	<b>914409220.23</b>	<b>327030465.23</b>	<b>71828844.04</b>	<b>55299013.25</b>	<b>0.00</b>	<b>0.00</b>	<b>98,62,38,064.27</b>	<b>38,23,29,478.48</b>	<b>60,39,08,585.79</b>



POWER TRANSMISSION CORPORATION OF UTTARANCHAL LIMITED

TRIAL BALANCE FOR THE FY 2013-14


AG CODE	HEAD OF ACCOUNT	Opening As Per T.B 01/04/2013		During the year 2013-14		Provisional Entries of 2013-14		Total		Net Balance
		Dr 3	Cr 4	Dr 5	Cr 6	Dr 7	Cr 8	Dr 9	Cr 10	
1	2	3	4	5	6	7	8	9	10	11
		0.00	0.00							
		0.00	0.00							
ACCOUNT GROUP : 31	INTER-UNIT ACCOUNT: MATERIAL	0.00	0.00							
		0.00	0.00							
31	01 With in Zone	600719912.18	587100518.43	28154160.27	28348719.35	0.00	0.00	62,88,74,072.45	61,54,49,237.78	1,34,24,834.67
0	02090	1633465.00	-2001114.51	0.00	0.00			16,53,468.00	(20,81,114.51)	37,34,582.51
31	02130 Out of Zone	183110.00	0.00		0.00			1,83,110.00		1,83,110.00
0	02	405334.00	6499314.00	0.00	0.00			4,05,334.00	64,99,314.00	(60,93,980.00)
	TOTAL	602961824.18	591518717.92	28154160.27	28348719.35	0.00	0.00	63,11,15,984.45	61,98,67,437.27	1,12,48,547.18
ACCOUNT GROUP : 32	INTER-UNIT ACCOUNT: MATERIAL	0.00	0.00							
		0.00	0.00							
32	01	2126090396.60	2125460338.60	427435099.33	982485166.13	558354519.45	3195544.00	3,11,18,80,015.38	3,11,11,41,048.73	7,38,966.65
0	TOTAL	2126090396.60	2125460338.60	427435099.33	982485166.13	558354519.45	3195544.00	3,11,18,80,015.38	3,11,11,41,048.73	7,38,966.65
ACCOUNT GROUP : 33	INTER-UNIT ACCOUNT : REMITTANCE TO HQ	0.00	0.00							
		0.00	0.00							
33	01 Remittance to H.O. -	928247999.88	900601309.59	143398743.79	169454706.54			1,07,16,46,743.67	1,07,00,56,016.13	15,90,727.54
	TOTAL	928247999.88	900601309.59	143398743.79	169454706.54	0.00	0.00	1,07,16,46,743.67	1,07,00,56,016.13	15,90,727.54
ACCOUNT GROUP : 34	INTER-UNIT ACCOUNT : FUND TRANSFER FROM HQ	0.00	0.00							
		0.00	0.00							
34	01 Transfer from HQ to Branch Expenditure A/C	13478024201.00	13477925961.00	1594570000.00	1526621000.00	0.00	0.00	15,07,25,94,201.00	15,00,45,46,961.00	6,80,47,240.00
	TOTAL	13478024201.00	13477925961.00	1594570000.00	1526621000.00	0.00	0.00	15,07,25,94,201.00	15,00,45,46,961.00	6,80,47,240.00
	TOTAL	13484863091.00	13484764851.00	1594570000.00	1526621000.00	0.00	0.00	15,07,94,33,091.00	15,01,13,85,851.00	6,80,47,240.00



POWER TRANSMISSION CORPORATION OF UTTARANCHAL LIMITED

TRIAL BALANCE FOR THE FY 2013-14


AG CODE	HEAD OF ACCOUNT	Opening As Per T.B 01/04/2013		During the year 2013-14		Provisional Entries of 2013-14		Total		Net Balance
		Dr	Cr	Dr	Cr	Dr	Cr	Dr	Cr	
1	2	3	4	5	6	7	8	9	10	11
ACCOUNT GROUP :35	INTER-UNIT ACCOUNT : PERSONNAL	0.00	0.00							
		0.00	0.00							
36	01 IUT Personal	116393.50	1518343.50	49635.00	2800.00			1,66,028.50	15,21,143.50	(13,55,115.00)
36	02 IUA Personal out of Zone	68435.00	73694.00	9072.00	9072.00			77,507.00	82,766.00	(5,259.00)
		0.00	0.00	0.00	0.00			-	-	-
36	02130 Transmission Zone	0.00	11829.00	0.00	0.00			-	11,829.00	(11,829.00)
36	02170	0	-7654.00	0.00	0.00			-	(7,654.00)	7,654.00
36	02270	0	71451.00	0.00	0.00			-	71,451.00	(71,451.00)
36	21 With in zone	509258.00	1262766.00	30156.00	30156.00			5,39,414.00	12,92,922.00	(7,53,508.00)
36	22 Out of zone	449032.00	1658559.20		0.00			4,49,032.00	16,58,559.20	(12,09,527.20)
0	0	0	0.00	0.00	0.00			-	-	-
		0.00	0.00	0.00	0.00			-	-	-
	TOTAL	1143118.50	4588988.70	88863.00	42028.00	0.00	0.00	12,31,981.50	46,31,016.70	(33,99,035.20)



POWER TRANSMISSION CORPORATION OF UTTARANCHAL LIMITED

TRIAL BALANCE FOR THE FY. 2013-14


AG CODE	HEAD OF ACCOUNT	Opening As Per T.B 01/04/2013		During the year 2013-14		Provisional Entries of 2013-14		Total		Net Balance
		Dr 3	Cr 4	Dr 5	Cr 6	Dr 7	Cr 8	Dr 9	Cr 10	
1	2									11
ACCOUNT GROUP : 37	INTER-UNIT ACCOUNT : OTHER									
	TRANSACTION ADJUSTMENTS	0.00	0.00							
		37318562.00	31453369.60	0.00	0.00			3,73,18,562.00	3,14,53,369.60	58,65,192.40
37	01 UT others within Zone	0.00	0.00	0.00	0.00			-	-	-
37	11 Irrigation (Deposit)	0.00	0.00	0.00	0.00			-	-	-
37	12 Energy Charges	0.00	0.00	0.00	0.00			-	-	-
37	15 Energy Charges	0.00	0.00	0.00	0.00			-	-	-
37	19 Other not specified	18792505.00	18792505.00	42787405.00	42787405.00			6,15,79,910.00	6,15,79,910.00	-
37	25 Electy. Duty	0.00	0.00	0.00	0.00			-	-	-
37	29 Others Capital	49900.00	0.00	0.00	0.00			49,900.00	-	49,900.00
37	31 With in zone	4916669.00	9929342.60	0.00	0.00			49,16,669.00	99,29,342.60	(50,12,673.60)
37	32000	27000.00	26084.54	0.00	0.00			27,000.00	26,084.54	915.46
37	32810	0.00	0.00	0.00	0.00			-	-	-
37	291 Central payment on behalf of unit	361254794.00	361254794.00	396803558.00	396803558.00			75,80,58,352.00	75,80,58,352.00	-
37	41 With in zone	3214721827.05	3215587223.69	127236384.32	108256384.32	18980000.00		3,34,19,58,211.37	3,34,28,23,608.01	(8,65,396.64)
37	42000	2263864.00	5139998.05	0.00	0.00			22,63,864.00	51,39,998.05	(28,76,134.05)
37	42130 Out of Zone	0.00	4545790.05	0.00	0.00			-	(45,45,790.05)	45,45,790.05
37	42170	0.00	0.00	0.00	0.00			-	-	-
	TOTAL	3639345121.05	3637637527.43	566827347.32	547847347.32	0.00	18980000.00	4,20,61,72,468.37	4,20,44,64,874.75	17,07,593.62
		0.00	0.00							
ACCOUNT GROUP : 42	LIABILITY FOR CAPITAL									
	SUPPLIES/ CAPITAL WORKS	0.00	0.00							
		0.00	0.00							
42	101 Liabilities For Supply of Material-Capital	4768385255.44	5151208103.59	555217781.27	416708593.74			5,32,35,83,036.71	5,56,79,16,697.33	(24,43,33,660.62)
		0.00	0.00	0.00	0.00			-	-	-
42	102	3515167.00	22650677.50	0.00	0.00			35,15,167.00	2,26,50,677.50	(1,91,35,510.50)
		0.00	0.00	0.00	0.00			-	-	-
	TOTAL	4771880422.44	5173858781.09	555217781.27	416708593.74	0.00	0.00	5,32,70,98,203.71	5,59,05,67,374.83	(26,34,69,171.12)
ACCOUNTS GROUP : 43	LIABILITY FOR O&M									
	SUPPLIES/WORKS	0.00	0.00							
		0.00	0.00							
43	1 Liabilities For Supply of Material-Works	256438863.65	361638574.37	49733173.00	51019516.52			30,61,72,036.65	41,26,58,090.89	(10,64,86,054.24)
	Sundry Creditors/Contractors Control									
43	2 A/C-(O & M)	0.00	0.00	0.00	0.00			92,06,648.00	92,06,648.00	-
43	3 Provision for Liability for supply of Materials /Works (O&M)	5610621.00	9206648.00	3596027.00	0.00			-	-	-
		0.00	0.00	0.00	0.00			-	-	-
	TOTAL	262049484.65	370845222.37	53329200.00	51019516.52	0.00	0.00	31,53,78,684.65	42,18,64,738.89	(10,64,86,054.24)



POWER TRANSMISSION CORPORATION OF UTTARANCHAL LIMITED

TRIAL BALANCE FOR THE FY 2013-14


AG CODE	HEAD OF ACCOUNT	Opening As Per T.B 01/04/2013		During the year 2013-14		Provisional Entries of 2013-14		Total		Net Balance
		Dr 3	Cr 4	Dr 5	Cr 6	Dr 7	Cr 8	Dr 9	Cr 10	
	<b>STAFF RELATED PROVISIONS &amp; LIABILITIES</b>	0.00	0.00					28,65,030.70	6,56,73,123.70	(6,28,08,093.00)
44	110A Employees Provision for Gratuity for EPF	1434299.87	54186193.40	460329.00	0.00	970401.83	11486930.30	13,45,401.00	16,93,478.00	(3,48,077.00)
44	110B Employees Provision for Gratuity for GPF	995770.00	1345401.00	0.00	0.00	349631.00	348077.00	2,88,692.00	2,84,948.00	3,644.00
44	111 HBA Adv.	288592.00	284948.00	0.00	0.00	0.00	0.00	3,38,164.40	6,554.00	3,31,610.40
44	112 Sc. Motor Cy. Adv.	338164.40	6554.00	0.00	0.00	0.00	0.00	-	-	19,04,102.00
44	113 Car Adv. Recovery	0.00	0.00	0.00	0.00	0.00	0.00	-	-	-
44	115 Other Adv. Recovery	1904102.00	0.00	0.00	0.00	0.00	0.00	-	-	-
44	116 Interest on HBA	0.00	0.00	0.00	0.00	0.00	0.00	-	-	-
44	117 Interest on Sc. Adv.	0.00	0.00	0.00	0.00	0.00	0.00	-	-	-
44	120 Provision For Pension	21841213.46	90719171.39	0.00	0.00	9040678.94	2539540.00	3,08,81,892.40	9,32,58,711.39	(6,23,76,818.99)
44	130 Provision for Salaries (Year end Provision)	0.00	0.00	0.00	0.00	0.00	0.00	9,67,27,467.47	13,81,82,096.38	(4,14,54,628.91)
44	130A Provision for Salaries (Year end Provision)	96727467.47	138182096.38	0.00	0.00	10360711.77	14374547.30	13,43,50,649.97	29,90,98,911.48	(16,47,48,261.50)
	Sub Total	123529609.20	284724364.18	460329.00	0.00	0.00	0.00	4,35,150.50	4,35,150.50	-
44	210 Unpaid Salaries	435150.50	435150.50	0.00	0.00	0.00	0.00	4,35,150.50	4,35,150.50	-
44	310 Net Salary Payable	78930000.00	105614000.00	0.00	0.00	26884000.00	30008000.00	10,56,14,000.00	13,56,22,000.00	(3,00,08,000.00)
44	340 Provision for Leave Encash	41929000.00	225886066.94	0.00	0.00	21207000.00	36952764.50	6,31,36,000.00	26,28,38,831.44	(19,97,02,831.44)
	Sub Total	120859000.00	331500066.94	0.00	0.00	47891000.00	66960764.50	13,43,34,503.00	13,81,99,190.00	(18,64,687.00)
44	401 Income Tax Deducted at Source	107129311.00	108993998.00	27205192.00	27205192.00			10,81,20,156.00	11,54,96,291.50	(73,76,135.50)
44	402 Employees Provident Fund ( Empl. Share)	83193604.00	90549886.50	24926552.00	24946405.00			35,348.90	53,084.60	(17,735.70)
44	403 Employees Family Pension ( Board's Share)	35348.90	53084.60	0.00	0.00			1,02,21,034.58	2,69,62,304.90	(1,67,41,270.32)
44	404 Employees Provident Fund ( Board's Share)	8381189.58	24664320.90	0.00	0.00	1839845.00	2297984.00	2,96,826.00	4,53,876.50	(1,57,050.50)
44	405 Employee family pension ( Employer's Share)	296826.00	453876.50	0.00	0.00	0.00	0.00	1,09,73,616.10	1,20,55,737.65	(10,82,121.55)
44	406 Life Insurance Premium	9721209.60	10803331.15	1252406.50	1252406.50			1,09,86,316.62	1,16,99,021.95	(7,12,705.33)
44	407 G.I.S Linked Deposit schemes	8333253.62	9037984.70	2653063.00	2661037.25			14,10,21,147.47	14,79,97,208.73	(69,76,061.26)
44	410 Other misc Recoveries Payable	110334255.47	117182765.73	30440029.00	30425353.00	246863.00	389090.00	13,39,495.83	14,48,568.83	(1,09,073.00)
44	411 Liability for Recovery against House Rent	1339495.83	559013.00	0.00	0.00	0.00	889555.83	84,77,289.94	1,43,20,523.94	(68,43,234.00)
44	412 Electricity Charges & Duty CM Relief fund	8409313.94	6095257.00	67976.00	1735377.00	0.00	6489889.94	17,19,952.00	17,19,952.00	-
44	413	1086684.00	1143784.00	473913.00	576168.00	159355.00	0.00	42,75,25,686.45	46,84,95,760.60	(4,08,80,074.16)
	Sub Total	338260491.95	369537302.98	87019131.50	88801938.75	2246063.00	10066519.77	32,17,178.00	32,17,178.00	-
44	501 G.I.S Claims	2073783.00	2073783.00	1143395.00	1143395.00			58,43,136.00	61,77,320.26	(3,34,184.26)
44	509 Other Claims	5843136.00	6177320.26	0.00	0.00			1,200.00	150.00	1,050.00
44	510	1290.00	150.00	0.00	0.00			0.00	0.00	-
	Sub Total	7918119.00	8251253.26	1143395.00	1143395.00	0.00	0.00	90,61,514.00	93,94,648.26	(3,33,134.26)
44	601 Staff Reserve fund - Officers	0.00	0.00	0.00	0.00					-
44	602 Staff Reserve fund - SE-MES	0.00	0.00	0.00	0.00					-



POWER TRANSMISSION CORPORATION OF UTTARANCHAL LIMITED


TRIAL BALANCE FOR THE FY 2013-14

AG CODE	HEAD OF ACCOUNT	Opening As Per T.B 01/04/2013		During the year 2013-14		Provisional Entries of 2013-14		Total		Net Balance
		Dr	Cr	Dr	Cr	Dr	Cr	Dr	Cr	
44	603 Staff Reserve fund - Ministerial	0.00	0.00	0.00	0.00					
44	604 Staff Reserve fund - Operating	0.00	0.00	0.00	0.00					
44	605 Staff Reserve fund - iv th class	0.00	0.00	0.00	0.00					
	Staff Reserve fund - Account									
44	606 Personal	0.00	0.00	0.00	0.00			16,61,58,991.00	16,61,58,991.00	(21,45,741.00)
44	610 Staff Reserve fund - Officers	134532773.00	136678514.00	31626218.00	31626218.00	0.00	0.00	16,61,68,991.00	16,61,68,991.00	(21,45,741.00)
	Sub Total	134532773.00	136678514.00	31626218.00	31626218.00	60497774.77	91401831.57	90,62,81,991.92	1,34,41,00,034.28	(43,78,18,042.36)
	<b>TOTAL</b>	<b>725535143.65</b>	<b>1131126650.96</b>	<b>120249073.50</b>	<b>121571551.75</b>					
<b>ACCOUNT GROUP : 45</b>	<b>LIABILITY FOR PAYMENTS</b>	0.00	0.00							
		0.00	0.00							
45	1 Liabilities for Salaries & Wages	1739915121.16	1739841111.16	351868364.50	351942374.50			2,09,17,83,485.66	2,09,17,83,485.66	(10,03,128.61)
								39,62,13,453.45	39,72,16,582.06	
45	2 Liabilities for Other establishment bill & payment through imprest	359927346.37	360994023.98	36286107.08	36222558.08			28,17,14,77,475.12	28,17,04,72,861.26	10,04,613.86
45	3 Liabilities for Stores & Services bills	25203625571.63	25202698206.77	2967851903.49	2967774854.49					
0	0	0.00	0.00	0.00	0.00					
		0.00	0.00							
	<b>TOTAL</b>	<b>27303468039.16</b>	<b>27303533341.91</b>	<b>3356006375.07</b>	<b>3355939587.07</b>	0.00	0.00	30,65,94,74,414.23	30,65,94,72,928.98	1,485.25
<b>ACCOUNTS GROUP : 46</b>	<b>OTHER LIABILITIES AND PROVISIONS</b>	0.00	0.00							
		0.00	0.00							
46	101 Securities Deposits in Cash	201010135.79	243771664.07	8706388.00	9709601.00			20,97,16,523.79	25,34,81,265.07	(4,37,64,741.28)
								3,19,25,036.00	4,02,74,464.25	(83,49,428.25)
46	102 Securities Deposits other than in cash- Capital Suppliers/Contractor	29956196.00	38898501.25	1968840.00	1375863.00			2,68,75,239.10	3,49,65,418.78	(80,90,179.68)
46	103 Earnest Money Deposit - Capital	25004551.10	32052502.78	1870688.00	2912916.00			77,93,89,610.84	1,20,62,22,232.78	(42,68,32,621.94)
46	104 Retention Money From Suppliers / Contractors- Capital	710303266.34	1053179080.78	69086344.50	153043152.00			42,71,762.68	57,53,198.00	(14,81,435.32)
46	121 Security Deposits in cash- (O&M)	3814209.68	5103198.00	457553.00	650000.00			2,44,19,934.50	4,15,46,314.82	(1,71,26,380.32)
46	122 Securities Deposit other than in cash - (O & M) suppliers/Contractor	23297313.50	41230013.82	1122621.00	316301.00			39,078.00	67,078.00	(28,000.00)
46	123 Earnest Money Deposit - (O&M)	9078.00	33078.00	30000.00	34000.00			48,657.00	1,06,13,192.00	(1,05,64,535.00)
46	124 Retention Money From Suppliers / Contractors- (O&M)	9645.00	0.00	39012.00	10613192.00					
		993404395.41	1414268138.70	83281446.50	178655025.00	0.00	0.00	1,07,66,85,841.91	1,59,29,23,163.70	(51,62,37,321.79)
	Sub Total	20.00	20.00	0.00	34635891.50	0.00	0.00	20.00	3,46,35,911.50	(3,46,35,891.50)
46	2 Other Deposits- Payable	20.00	20.00	0.00	34635891.50	0.00	0.00	20.00	3,46,35,911.50	(3,46,35,891.50)
	Sub Total	0.00	0.00	0.00	0.00					
46	300 E.D. & other levies payable to govt.	0.00	0.00	0.00	0.00					
46	301	0.00	0.00	0.00	0.00	0.00	0.00			
	Sub Total	152540188.52	232036432.04	0.00	4126408.00	53699567.00	71486714.49	20,62,39,755.52	30,76,49,554.53	(10,14,09,799.00)
46	430 Provision For Liability for Expenses	152540188.52	232036432.04	0.00	4126408.00	53699567.00	71486714.49	20,62,39,755.52	30,76,49,554.53	(10,14,09,799.00)
	Sub Total	152540188.52	232036432.04	0.00	4126408.00	53699567.00	71486714.49	20,62,39,755.52	30,76,49,554.53	(10,14,09,799.00)



**POWER TRANSMISSION CORPORATION OF UTTARANCHAL LIMITED**  
**TRIAL BALANCE FOR THE FY 2013-14**


AG CODE	HEAD OF ACCOUNT	Opening As Per T.B 01/04/2013		During the year 2013-14		Provisional Entries of 2013-14		Total		Net Balance
		Dr 3	Cr 4	Dr 5	Cr 6	Dr 7	Cr 8	Dr 9	Cr 10	
	Liability For IUT - Material with in zone	656765194.10	660298234.49	31970881.93	26262519.55	0.00	0.00	68,87,36,076.03	68,85,80,754.04	1,55,321.99
46	521							5,10,45,263.43	5,29,10,151.43	(18,64,888.00)
	Liability For IUT -Material out of zone	50700203.43	52565091.43	345060.00	345060.00			1,24,35,702.54	2,36,53,025.67	(1,12,17,323.13)
46	522			2179839.54	2179839.54			31,67,622.00	(92,91,976.13)	1,24,59,598.13
46	541	10255863.00	21473186.13	0.00	0.00			75,53,84,664.00	75,58,51,955.01	(4,67,291.01)
46	542	3167622.00	-9291976.13	0.00	0.00					
	IUT Cash with in zone	72088882.53	725044535.92	34495781.47	30807419.09	0.00	0.00			
	IUT Cash out of zone	0.00	0.00	0.00	0.00					
46	8	0.00	0.00	0.00	0.00	0.00	0.00			
	Amount owing to Licensees	0.00	0.00	0.00	0.00			2,36,55,186.20	2,36,55,186.20	
	Sub Total									
	Interest Accrued but not due on borrowings	23655186.20	23655186.20	0.00	0.00	0.00	0.00	2,36,55,186.20	2,36,55,186.20	
46	710			0.00	0.00	0.00	0.00			
	Sub Total	23655186.20	23655186.20	0.00	0.00	0.00	0.00			
46	910	0.00	0.00	0.00	0.00					
46	917	0.00	0.00	0.00	0.00			1,08,917.00	3,927.00	1,04,990.00
46	920	108917.00	3927.00					38,575.00	38,575.00	
46	922	38575.00	38575.00	0.00	0.00			9,96,28,302.42	9,95,73,864.42	54,438.00
	Income Tax Deducted at source on payments to Contractors	90783573.42	90748296.42	8844729.00	8825568.00	0.00	0.00	76,77,738.00	79,51,436.00	(2,73,698.00)
46	924	0.00	0.00	7677738.00	7951436.00	0.00	0.00		(228.00)	228.00
46	925	0.00	0.00	0.00	-228.00	0.00	0.00			
46	926	0.00	0.00	0.00	0.00			4,13,88,473.75	4,14,76,341.25	(87,867.50)
	Liabilities For Payment CST	36789341.75	36912737.25	4599132.00	4563604.00	0.00	0.00	5,26,55,880.50	5,30,86,916.00	(4,31,035.50)
46	927									
	Liabilities For Payment-State Sale Tax/Trade Tax	41228157.50	42529291.00	11427723.00	10557625.00	0.00	0.00			
46	928	0.00	0.00	0.00	0.00	0.00	0.00			
46	929	317465.00	317465.00	0.00	-1550.00	0.00	0.00	3,17,465.00	3,15,915.00	1,550.00
	Liability for Missed Cheques	0.00	0.00	0.00	0.00			27,540.00	19,740.00	7,800.00
46	931									
	Amount Payable to other SE.Bs./State Govt./Local Bodies	27540.00	19740.00	0.00	0.00					
46	936									
	Royalty to State Govt. on extra state sale of power	0.00	0.00	0.00	0.00				1,06,229.56	(1,06,229.56)
46	938	0.00	106229.56	0.00	0.00					
46	950	0.00	0.00	0.00	0.00					
46	959	13366609.00	61483852.96	0.00	5480028.85		35153956.81	1,33,66,609.00	10,21,17,838.62	(8,87,51,229.62)
46	970	0	0	0.00	0.00					
	Liability against misc. capital advances which could not be recovered from contractors/suppliers	0	0	0.00	18980000.00	18980000.00	18980000.00			
46	971							12,35,93,613.00	28,84,66,255.00	(16,48,72,642.00)
46	980	123593613.00	288466255.00			0.00	0.00		2,41,07,608.89	(2,41,07,608.89)
46	980A	0.00	24107608.89	0.00	0.00					
	IUT Adjustment Payable Account (AG Head- 31, 32, 37)							10,05,485.65	10,05,486.33	(0.68)
46	980B	1005485.65	1005486.33	0.00	0.00					
	Payable to UPCL against Open Access Charges by SLDC								1,25,72,206.00	(1,25,72,206.00)
46	820						12572206.00			
	Liabilities for MAT (Minimum Alternate Tax)								38,06,92,933.00	(38,06,92,933.00)
46	821						380692933.00			
	Liabilities for DTL (Deferred Tax Liability)	307259277.32	545739464.41	32549322.00	56356483.85	18980000.00	447399095.81	35,87,88,599.32	1,04,94,95,044.07	(69,07,06,444.75)
	Sub Total	2197747949.99	2940743777.27	150326549.97	304581227.44	72679567.00	518885810.30	2,42,07,54,066.96	3,76,42,10,815.01	(1,34,34,56,748.05)
	<b>TOTAL</b>									



POWER TRANSMISSION CORPORATION OF UTTARANCHAL LIMITED

TRIAL BALANCE FOR THE FY 2013-14


AG CODE	HEAD OF ACCOUNT	Opening As Per T.B 01/04/2013		During the year 2013-14		Provisional Entries of 2013-14		Total		Net Balance
		Dr 3	Cr 4	Dr 5	Cr 6	Dr 7	Cr 8	Dr 9	Cr 10	
ACCOUNT GROUP : 47	DEPOSIT FOR ELECTRIFICATION, SERVICE CONNECTION ETC.	0.00	0.00							
47	2 Deposits for Electrification of Industrial Estates	2685011.00	2685011.00		0.00		0.00	26,85,011.00	26,85,011.00	-
47	301 Deposit For Low or medium Volt. Service connections	2685011.00	2685011.00	0.00	0.00	0.00	0.00	26,85,011.00	26,85,011.00	-
	Sub Total	5370022.00	5370022.00	0.00	0.00	0.00	0.00	53,70,022.00	53,70,022.00	-
47	406 Local Bodies	1562972.50	1562972.50	0.00	0.00			15,62,972.50	15,62,972.50	-
47	407 Jal Sansthan	413629.45	413629.45	0.00	0.00			4,13,629.45	4,13,629.45	-
47	408 Avas Vikas Parishad(ardh kumbh)	0.00	0.00	0.00	0.00			-	-	-
47	409 Defence	0.00	0.00	0.00	0.00			-	-	-
47	410 Railway Deposits For Electrification	67448473.00	67598473.00	0.00	5000000.00	0.00	0.00	6,74,48,473.00	11,75,98,473.00	(5,01,50,000.00)
47	411 Others	413375387.34	771427113.41	41155557.69	86182809.00	14739023.61	0.00	45,92,69,968.64	85,76,09,922.41	(38,83,39,953.77)
47	412 SIDCUL	30245000.00	30245000.00	0.00	0.00	0.00	0.00	3,02,45,000.00	3,02,45,000.00	-
47	417 Deposits For S.C. of 11000 volts & above	0.00	2827274.00	0.00		0.00		-	28,27,274.00	(28,27,274.00)
47	418	0.00	19723847.00	0.00		0.00		-	1,97,23,847.00	(1,97,23,847.00)
	Sub Total	513045462.29	893798309.36	41155557.69	136182809.00	14739023.61	0.00	56,89,40,043.59	1,02,99,81,118.36	(46,10,41,074.77)
47	601 Deposits received against Burnt Meters	0.00	0.00	0.00	0.00			-	-	-
	TOTAL	518415484.29	899168331.36	41155557.69	136182809.00	14739023.61	0.00	57,43,10,065.59	1,03,53,51,140.36	(46,10,41,074.77)
DUNTS GROUP		0.00	0.00					-	-	-
49	4 Capital Exp. Provision	0.00	0.00	0.00	0.00			-	-	-
49	5 Provision for O&M	180531.00	180531.00	0.00	0.00		0.00	1,80,531.00	1,80,531.00	-
49	9	0.00	0.00	0.00	0.00			-	-	-
	TOTAL	180531.00	180531.00	0.00	0.00	0.00	0.00	1,80,531.00	1,80,531.00	-



POWER TRANSMISSION CORPORATION OF UTTARANCHAL LIMITED

TRIAL BALANCE FOR THE FY 2013-14


AG CODE	HEAD OF ACCOUNT	Opening As Per T.B 01/04/2013		During the year 2013-14		Provisional Entries of 2013-14		Total		Net Balance
		Dr	Cr	Dr	Cr	Dr	Cr	Dr	Cr	
1	2	3	4	5	6	7	8	9	10	11
	CAPITAL LIABILITIES (OTHER THAN GOVT. LOANS)	0.00	0.00							
		0.00	0.00							
52	601 Share Capital	20903038.00	2858339678.00	0.00	166000000.00		0.00	2,09,03,038.00	3,02,43,39,678.00	(3,00,34,36,640.00)
63	602 Share Deposit	0.00	0.00	0.00	0.00					
	TOTAL	20903038.00	2858339678.00	0.00	166000000.00		0.00	2,09,03,038.00	3,02,43,39,678.00	(3,00,34,36,640.00)
	CAPITAL LIABILITIES (OTHER THAN GOVT. LOANS)	0.00	0.00							
		0.00	0.00							
53	3 Loan from REC	1374979583.00	5118193231.62	591587488.00	376750604.02			1,96,65,67,071.00	5,49,49,43,835.64	(3,52,83,76,764.64)
53	4 Nabard	2013429000.00	2449639000.00	247890000.00	0.00			2,26,13,19,000.00	2,44,96,39,000.00	(18,83,20,000.00)
53	7 Loan from PFC	21216517.00	1265338452.00	18744156.00	295023000.00			3,99,60,673.00	1,56,03,61,452.00	(1,52,04,00,779.00)
53	9 Loan from ADB	0.00	439900000.00	0.00	163055000.00				60,29,55,000.00	(60,29,55,000.00)
	TOTAL	3409625100.00	9273070683.62	858221644.00	834828604.02		0.00	4,26,78,46,744.00	10,10,78,99,287.64	(5,84,00,52,543.64)
	FUND FROM STATE GOVT.									
		0.00	0.00							
		0.00	0.00							
54	220 Loan from State Govt. (Diff of Opening Balance)	0.00	1888140313.36	0.00	0.00				1,88,81,40,313.36	(1,88,81,40,313.36)
54	221 Distt. Plan	0.00	0.00	0.00	0.00					
54	222 State Plan	266000.00	133000.00	0.00	0.00	0.00		2,66,000.00	1,33,000.00	1,33,000.00
	TOTAL	266000.00	1888273313.36	0.00	0.00	0.00	0.00	2,66,000.00	1,88,82,73,313.36	(1,88,80,07,313.36)
	CONTRIBUTION, GRANTS, SUBSIDIES TOWARDS COST OF CAPITAL ASSETS	0.00	0.00							
		0.00	0.00							
	Consumers contributions for service									
55	101 Connections	0.00	0.00	0.00	0.00					
	Contributions for Deposit Works							3,51,110.00	49,26,64,030.64	(49,23,12,920.64)
55	102 Other capital Receipt	351110.00	475165342.34	0.00	2759664.69		14739023.61		1,33,000.00	(1,33,000.00)
55	103 System Loading Charges	0.00	133000.00	0.00	0.00					
55	104 Priority Charges	0.00	0.00	0.00	0.00					
55	105 Subsidies towards cost of capital	0.00	0.00	0.00	0.00					
55	2 Grant towards kotir Jyoti received from REC	0.00	0.00	0.00	0.00			6,62,74,000.00	6,62,74,000.00	
55	301	55274000.00	88274000.00	0.00	0.00	0.00				
55	302 Grants towards APDP	0.00	0.00	0.00	0.00					
55	303 Grants towards MNP	0.00	0.00	0.00	0.00					
	Depreciation on deposit work adjusted							23,12,90,252.21		23,12,90,252.21
55	304	189478380.95	0.00	0.00	0.00	41811871.26				
55	305 Grants kumbh mela Govt.	0.00	0.00	0.00	0.00	0.00				
55	102 Grants kumbh mela Vikas Pradhikaran	0.00	0.00	0.00	0.00	0.00				
55	309 Govt. Grant others	326768361.00	632633684.00	0.00	0.00			32,67,68,361.00	63,26,33,684.00	(30,58,65,323.00)
	TOTAL	582871851.95	1174206026.34	0.00	2759664.69	41811871.26	14739023.61	62,46,83,723.21	1,19,17,04,714.64	(66,70,20,991.43)



POWER TRANSMISSION CORPORATION OF UTTARANCHAL LIMITED

TRIAL BALANCE FOR THE FY 2013-14


AG CODE	HEAD OF ACCOUNT	Opening As Per T.B 01/04/2013		During the year 2013-14		Provisional Entries of 2013-14		Total		Net Balance
		Dr	Cr	Dr	Cr	Dr	Cr	Dr	Cr	
1	2	3	4	5	6	7	8	9	10	11
ACCOUNTS GROUP : 56	RESERVES									
	Reserve For-Material Cost Variance							96,43,87,340.41		96,43,87,340.41
56	610	964387340.41	0.00	0.00	0.00					
56	2 Capital Reserve	0.00	0.00	0.00	0.00	0.00				
56	210 Arising out of liabilities (DTL)	0.00	0.00	0.00	0.00	200480523.00		29,94,80,523.00		29,94,80,523.00
	TOTAL	964387340.41	0.00	0.00	0.00	299480523.00	0.00	1,26,38,67,863.41		1,26,38,67,863.41
ACCOUNTS GROUP : 57	RESERVE FUNDS									
		0.00	0.00							
		0.00	0.00							
57	110 Officers ( C.P.F.)	1980000.00	1980000.00	0.00	0.00			19,80,000.00	19,80,000.00	
57	120 Officers	108646191.38	122209615.38		0.00		0.00	10,86,46,191.38	12,22,09,615.38	(1,35,63,424.00)
57	121 SE-MES	8913425.00	8420677.00	0.00	0.00			89,13,425.00	84,20,677.00	4,92,748.00
57	122 Ministerial Staff	12354833.00	12218719.00	0.00	0.00			1,23,54,833.00	1,22,18,719.00	1,36,114.00
57	123 Operating Staff	16076187.00	16084042.00	0.00	0.00			1,60,76,187.00	1,60,84,042.00	(7,855.00)
57	124 Class- IV th Staff	22577808.25	22461219.25	0.00	0.00			2,25,77,808.25	2,24,61,219.25	1,16,589.00
57	125 Acctt. Personal	862913.00	862913.00	0.00	0.00			8,62,913.00	8,62,913.00	
57	130 Gratuityfund	0.00	0.00	0.00	0.00					
57	140 Staff Pension Fund	114912.00	114912.00	0.00	0.00			1,14,912.00	1,14,912.00	
57	150 staff welfare fund	12825828.00	0.00	0.00	0.00			1,28,25,828.00		1,28,25,828.00
<b>B TOTAL</b>		<b>184352097.63</b>	<b>184352097.63</b>	<b>0.00</b>	<b>0.00</b>	<b>0.00</b>	<b>0.00</b>	<b>18,43,52,097.63</b>	<b>18,43,52,097.63</b>	



POWER TRANSMISSION CORPORATION OF UTTARANCHAL LIMITED


TRIAL BALANCE FOR THE FY 2013-14

AG CODE	HEAD OF ACCOUNT	Opening As Per T.B 01/04/2013		During the year 2013-14		Provisional Entries of 2013-14		Total		Net Balance
		Dr 3	Cr 4	Dr 5	Cr 6	Dr 7	Cr 8	Dr	Cr	
								9	10	
1	2									11
ACCOUNT GROUP : 61	REVENUE FROM SALE OF POWER	0.00	0.00		0.00					
		0.00	0.00						1,70,47,498.00	(1,70,47,498.00)
61	Income from Open Access by SLDC (SLDC share)	0.00	0.00	0.00	17047498.00			3,51,53,956.81	3,51,53,956.81	
61	Income from Open Access by SLDC (PTCUL share)	0.00	0.00	0.00	35153956.81	35153956.81		3,51,53,956.81	6,23,01,464.81	(1,70,47,498.00)
61	Sub Total	0.00	0.00	0.00	52201454.81	35153956.81	0.00	3,51,53,956.81	6,23,01,464.81	(1,70,47,498.00)
61	601 Meter Rent	0.00	0.00	0.00	0.00	0.00	0.00			
61	Sub Total	0.00	0.00	0.00	0.00	0.00	0.00			
61	71 Revenue from wheeling of Power	0.00	0.00		0.00			1,86,29,936.00	1,94,34,84,801.00	(1,92,48,54,865.00)
61	710 Revenue from Wheeling Charges (UPCL)	0.00	0.00	18629936.00	1943484801.00		0.00	3,81,77,640.00	6,96,22,775.27	(3,14,45,135.27)
61	711A Transmission Charges from Bhāngana Hydro Power-Comp. A	0.00	0.00	38177640.00	69622775.27	0.00			4,33,99,999.93	(4,33,99,999.93)
61	711B Transmission Charges from Bhāngana Hydro Power-Comp. B	0.00	0.00	0.00	43399999.93			5,69,07,576.00	2,05,65,07,576.20	(1,99,97,00,000.20)
	Sub Total	0.00	0.00	56807576.00	2056507576.20	0.00	0.00	9,19,61,532.81	2,10,87,09,031.01	(2,01,67,47,498.20)
	TOTAL	0.00	0.00	56807576.00	2108709031.01	35153956.81	0.00	9,19,61,532.81	2,10,87,09,031.01	(2,01,67,47,498.20)



POWER TRANSMISSION CORPORATION OF UTTARANCHAL LIMITED										
TRIAL BALANCE FOR THE FY 2013-14										
AG CODE	HEAD OF ACCOUNT	Opening As Per T.B 01/04/2013		During the year 2013-14		Provisional Entries of 2013-14		Total		Net Balance
		Dr	Cr	Dr	Cr	Dr	Cr	Dr	Cr	
1	2	3	4	5	6	7	8	9	10	11
ACCOUNT GROUP : 62	OTHER INCOME		0.00							
		0.00								
62	223 Fixed Deposits		0.00	40654160.00	40654160.00	0.00	0.00	4,06,54,160.00	4,06,54,160.00	
62	230 Others Investments			0.00	0.00					
02	250 Delayed Payment Charges from Consumers	0.00		0.00	4670383.89				46,70,383.89	(46,70,383.89)
	Interest on advance to		0.00					5,92,46,739.50	5,98,24,867.50	(5,78,126.00)
62	260 Contractors/Suppliers			59246739.50	59824867.50	0.00	0.00			
	Sub Total	0.00	0.00	99900899.50	105149411.39	0.00	0.00	9,99,00,899.50	10,51,49,411.39	(52,48,511.89)
62	361 Sale of Tender Form	0.00	0.00	165759.00	2101058.75	0.00		1,65,759.00	21,01,058.75	(19,35,299.75)
62	362 Registration Fees	0.00	0.00	0.00	246750.00				2,46,750.00	(2,46,750.00)
	forfeited Earnest Money and Security		0.00					10,30,00,000.00	10,30,16,340.00	(16,340.00)
62	365 Money	0.00	0.00	103000000.00	103016340.00					
62	369 Balance Misc. Receipts	0.00	0.00	60100.00	18653442.00		0.00	60,100.00	1,86,53,442.00	(1,85,93,342.00)
	Sub Total	0.00	0.00	103225859.00	124017590.75	0.00	0.00	10,32,25,859.00	12,40,17,590.75	(2,07,91,731.75)
62	630 Recoveries for transport facilities	0.00	0.00	120217.00	450458.00	0.00		1,20,217.00	4,50,458.00	(3,30,241.00)
62	640 Income from inspection house	0.00	0.00	0.00	118200.00				1,18,200.00	(1,18,200.00)
	Sub Total	0.00	0.00	120217.00	568658.00	0.00	0.00	1,20,217.00	5,68,658.00	(4,48,441.00)
62	901 Rental from Staff	0.00	0.00	2209.00	277762.90	0.00		2,209.00	2,77,762.90	(2,75,553.90)
62	902 Rental From Contractors	0.00	0.00	0.00	34375.00				34,375.00	(34,375.00)
	Excess Found on physical Verification of Fixed Assets	0.00	0.00	0.00	94447.15				94,447.15	(94,447.15)
62	917 Penalties for delay in Supplies/Execution of works			17960910.00	22413474.00	0.00		1,79,60,910.00	2,24,13,474.00	(44,52,564.00)
62	919 Receipt of Fees under Right to Information Act-2005	0.00	0.00	0.00	1886.00				1,886.00	(1,886.00)
62	947	0.00	0.00	0.00	0.00					
	Sub Total	0.00	0.00	17963119.00	22821945.05	0.00	0.00	1,79,63,119.00	2,28,21,945.05	(48,58,826.05)
	TOTAL	0.00	0.00	221210094.50	252557605.19	0.00	0.00	22,12,10,094.50	25,25,57,605.19	(3,13,47,510.69)
ACCOUNT GROUP : 65	Prior Period Income		0.00							
		0.00	0.00							
		0.00	0.00							
65	5 Excess Provision for Depreciation in Prior Periods	0.00	0.00	0.00	0.00		2248710.41		22,48,710.41	(22,48,710.41)
65	8 Other Income relating to Prior Periods						135416.00		1,35,416.00	(1,35,416.00)
65	2 Prior Period Income from BHPL	0.00	0.00	0.00	6046711.97				60,46,711.97	(60,46,711.97)
	TOTAL	0.00	0.00	0.00	6046711.97	0.00	2384126.41		84,30,838.38	(84,30,838.38)

KAMAL KANT  
C.E.L - II C&R  
P.T.C.U.L., DEHRADUN




**POWER TRANSMISSION CORPORATION OF UTTARANCHAL LIMITED**

TRIAL BALANCE FOR THE FY 2013-14

AG CODE	HEAD OF ACCOUNT	Opening As Per T.B 01/04/2013		During the year 2013-14		Provisional Entries of 2013-14		Total		Net Balance
		Dr	Cr	Dr	Cr	Dr	Cr	Dr	Cr	
1	2	3	4	5	6	7	8	9	10	11
ACCOUNTS GROUP :74	REPAIRS AND MAINTENANCE		0.00							
74	109 All Machinery Works	0.00	0.00	139292.00	0.00			1,39,292.00	-	1,39,292.00
	Entire outdoor switchyard & switchgear including outdoor transformers	0.00	0.00	1085228.00	0.00			10,85,228.00	-	10,85,228.00
74	111 Entire indoor 400 volts 6.6k.v. switchgear M.C.C. Control, protection, local pannel, distribution T.Fs, transformers	0.00	0.00	1055126.00	0.00			10,55,126.00	-	10,55,126.00
74	112 Indoor/outdoor Lighting System, F.A. System etc.	0.00	0.00	789736.20	0.00			7,89,736.20	-	7,89,736.20
74	115 Fire Fighting System including fire engines & multifire system	0.00	0.00	204462.00	0.00			2,04,462.00	-	2,04,462.00
74	121 Oil Storage Tank	0.00	0.00	10896.00	0.00			10,896.00	-	10,896.00
74	132 Oil Handling Plant	0.00	0.00	10896.00	0.00			10,896.00	-	10,896.00
74	133 Transmission Plants Transformers & Equipments having a rating of 100 KVA & Above	0.00	0.00	112734267.67	380521.00	0.00	0.00	11,27,34,267.67	3,80,521.00	11,23,53,746.67
74	138 Other Transmission Plants: Transformers KIOSKS, substation equipments & other fixed Apparatus	0.00	0.00	4250.00	0.00			4,250.00	-	4,250.00
74	139 Batteries including charging equipments	0.00	0.00	1145966.26	0.00			11,45,966.26	-	11,45,966.26
74	148 Lighting Arrester	0.00	0.00	1740207.00	0.00			17,40,207.00	-	17,40,207.00
74	150 Communication equipments, Radio & Higher frequency carrier system	0.00	0.00	1740207.00	0.00			17,40,207.00	-	17,40,207.00
74	151 Air Conditioning Plants (Static)	0.00	0.00	130126.00	0.00			1,30,126.00	-	1,30,126.00
74	154 Meter testing & laboratory tools & Equipments	0.00	0.00	1744672.00	0.00			17,44,672.00	-	17,44,672.00
74	157 Tools and Tackles	0.00	0.00	0.00	0.00			-	-	-
74	159 Misc. General Equipments	0.00	0.00	1071405.00	0.00			10,71,405.00	-	10,71,405.00
74	160 R&C of T&P	0.00	0.00	0.00	0.00	0.00	0.00	-	-	-
74	174 Sub Total	0.00	0.00	122445247.73	380521.00	0.00	0.00	12,24,45,247.73	3,80,521.00	12,20,64,726.73
74	205 Building Containing Transmission Installations	0.00	0.00	882544.00	0.00	0.00	0.00	8,82,544.00	-	8,82,544.00
74	207 Office Building	0.00	0.00	969697.71	188070.00			9,69,697.71	1,88,070.00	7,81,627.71
74	209 Store Building/Godown	0.00	0.00	36321.84	0.00			36,321.84	-	36,321.84
74	213 Residential Building	0.00	0.00	5262959.00	0.00			52,62,959.00	-	52,62,959.00
74	215 Temporary Building	0.00	0.00	0.00	0.00			-	-	-
74	216 Inspection / Guest house	0.00	0.00	792271.00	0.00			7,92,271.00	-	7,92,271.00
74	220	0.00	0.00	0.00	0.00			-	-	-
74	230 Other Buildings	0.00	0.00	98400.00	0.00			98,400.00	-	98,400.00
74	Sub Total	0.00	0.00	8042193.55	188070.00	0.00	0.00	80,42,193.55	1,88,070.00	78,54,123.55

**RANJAN KANTI**  
C.E.O. - H OER  
DEHRADUN




POWER TRANSMISSION CORPORATION OF UTTARANCHAL LIMITED

TRIAL BALANCE FOR THE FY 2013-14

AG CODE	HEAD OF ACCOUNT	Opening As Per T.B 01/04/2013		During the year 2013-14		Provisional Entries of 2013-14		Total		Net Balance
		Dr 3	Cr 4	Dr 5	Cr 6	Dr 7	Cr 8	Dr 9	Cr 10	
			0.00							
74	307 Pipeline & Water Supply in Residential Colony	0.00		0.00	0.00			36,15,054.00		36,15,054.00
74	310 Misc. Civil Works	0.00	0.00	36,15,054.00	0.00		0.00	36,15,054.00		36,15,054.00
	Sub Total		0.00	36,15,054.00	0.00	0.00	0.00	4,82,49,036.44	1,86,002.00	4,80,63,034.44
74	501 Overhead lines (towers, Poles, fixtures, Overhead conductors and devices)	0.00		48,24,90,36.44	18,60,02.00			4,03,298.72		4,03,298.72
74	502 Overhead lines on Fabricated steel support operating at a nominal	0.00	0.00	40,32,98.72	0.00			6,33,272.86		6,33,272.86
74	503 Overhead Lines requirements- inforced concrete support	0.00		6,33,272.86	0.00			2,92,270.00		2,92,270.00
74	541 Street Lighting	0.00	0.00	29,22,70.00	0.00					
74	542	0.00	0.00	0.00	0.00					
74	599 Other Misc. Exp.			29,33,815.00	0.00	23,16,000.00	2,25,600.00	52,49,815.00	22,56,000.00	29,93,815.00
	Sub Total			52,51,16,93.02	18,60,02.00	23,16,000.00	2,25,600.00	5,48,27,693.02	24,42,002.00	5,23,85,691.02
74	601 Trucks, tempoo, & Trekkers			18,019.00	0.00			18,019.00		18,019.00
74	602 Buses and Mini Buses	0.00	0.00	0.00	0.00					
74	603 Jeeps	0.00	0.00	23,48,49.00	0.00			2,34,849.00		2,34,849.00
74	604 Motor Cars	0.00	0.00	17,25,01.00	2,55,00.00			1,72,501.00	25,500.00	1,47,001.00
	Sub Total	0.00	0.00	42,53,69.00	2,55,00.00	0.00	0.00	4,25,369.00	25,500.00	3,99,869.00
74	700 Furniture & fixture	0.00	0.00	47,539.00	0.00			47,539.00		47,539.00
	Sub Total			47,539.00	0.00	0.00	0.00	47,539.00		47,539.00
74	802 Typewriters			0.00	0.00					
74	805 Photostat Machines	0.00	0.00	64,639.00	13,277.00			64,639.00	13,277.00	51,362.00
74	809 others	0.00	0.00	34,139.70	7,097.00			3,41,397.00	70,970.00	2,70,427.00
	Sub Total			84,247.00	84,247.00			84,247.00	84,247.00	
74	9 R&M exp. Charged to Capital account			84,247.00	84,247.00					
	Sub Total	0.00	0.00	4,90,283.00	1,68,494.00	0.00	0.00	4,90,283.00	1,68,494.00	3,21,789.00
	TOTAL	0.00	0.00	1,87,57,379.30	9,48,587.00	23,16,000.00	2,25,600.00	18,98,93,379.30	32,04,587.00	18,66,88,792.30

*[Handwritten signature]*


*[Faint handwritten text]*



POWER TRANSMISSION CORPORATION OF UTTARANCHAL LIMITED

TRIAL BALANCE FOR THE FY 2013-14


AG CODE	HEAD OF ACCOUNT	Opening As Per T.B 01/04/2013		During the year 2013-14		Provisional Entries of 2013-14		Total		Net Balance
		Dr	Cr	Dr	Cr	Dr	Cr	Dr	Cr	
1	2	3	4	5	6	7	8	9	10	11
	EMPLOYEES COST		0.00							
		0.00								
		0.00	0.00							
	Salaries ( Permanent Employees )							24,25,64,772.75	5,83,68,569.01	18,41,96,203.74
75A	110	0.00	0.00	212556772.75	31684669.01	30008000.00	26684000.00			
75A	170	0.00	0.00	50587.00	0.00			50,587.00		50,587.00
	Apprentices (Salaries)									
	Sub Total	0.00	0.00	212607359.75	31684669.01	30008000.00	26684000.00	24,25,19,309.75	5,83,00,569.01	18,42,46,790.74
75A	310	0.00	0.00	176931955.00	25244523.00	0.00	0.00	17,69,31,955.00	2,52,44,523.00	15,16,87,432.00
	D.A. ( Permanent Employees )									
	Sub Total	0.00	0.00	176931955.00	25244523.00	0.00	0.00	17,69,31,955.00	2,52,44,523.00	15,16,87,432.00
75A	411	0.00	0.00	0.00	0.00					
	City Corn. Allowance									
75A	412	0.00	0.00	13265356.00	3151682.00		0.00	1,32,65,356.00	31,51,682.00	1,01,13,674.00
	House Rent Allowance									
75A	414	0.00	0.00	2480987.00	465899.00		0.00	24,80,987.00	4,65,899.00	19,95,088.00
	Hill & High Altitude Allowance									
75A	415	0.00	0.00	0.00	0.00					
	Performance Incentive									
75A	416	0.00	0.00	8153061.00	969281.00		0.00	81,53,061.00	9,69,281.00	71,83,780.00
	Medical Allowance									
75A	417	0.00	0.00	643571.00	116497.00		0.00	6,43,571.00	1,16,497.00	5,27,074.00
	Motor Cycle Allowance									
75A	418	0.00	0.00	102842.00	7460.00		0.00	1,02,842.00	7,460.00	95,382.00
	Cycle Allowance									
75A	419	0.00	0.00	317974.00	86.00			3,17,974.00	86.00	3,17,888.00
	Coal Allowance									
75A	420	0.00	0.00	276472.00	7525.00		0.00	2,76,472.00	7,525.00	2,68,947.00
	Washing Allowance									
	Distribution Profit Incentive Allowance							13,32,888.00	2,29,297.00	11,03,591.00
75A	421	0.00	0.00	1332888.00	229297.00		0.00			
	Other Allowance									
75A	429	0.00	0.00	5835152.50	462184.50		0.00	58,35,152.50	4,62,184.50	53,72,968.00
	Tech. Allowance									
75A	441	0.00	0.00	0.00	0.00					
	Sub Total	0.00	0.00	32388303.50	5409911.50	0.00	0.00	3,23,88,303.50	54,09,911.50	2,69,78,392.00
75A	5	0.00	0.00	2364650.00	176615.00		0.00	23,64,650.00	1,76,615.00	21,88,035.00
	Bonus									
	Sub Total	0.00	0.00	2364650.00	176615.00	0.00	0.00	23,64,650.00	1,76,615.00	21,88,035.00
75A	611	0.00	0.00	6481698.00	611902.00		0.00	64,81,698.00	6,11,902.00	58,69,796.00
	Medical Expenses Reimbursement									
75A	612	0.00	0.00	0.00	0.00					
	Leave Travel Assistance									
75A	613	0.00	0.00	118723.00	0.00			1,18,723.00		1,18,723.00
	IR									
75A	617	0.00	0.00	38898463.00	3682977.00	36952764.50	21207000.00	7,58,51,227.50	2,48,89,977.00	5,09,61,250.50
	Earned Leave Encashment									
75A	618	0.00	0.00	0.00	0.00	0.00	0.00			
	Leave Salary Contribution									
	Payment under workmen's Compensation Act	0.00	0.00	459120.00	0.00			4,59,120.00		4,59,120.00
75A	620	0.00	0.00	45958004.00	4294879.00	36952764.50	21207000.00	8,29,10,768.50	2,55,01,879.00	5,74,08,889.50
	Sub Total									
75A	740	0.00	0.00	259716.89	3800.00			2,59,716.89	3,800.00	2,55,916.89
	Uniforms & Liveries Expenses									
75A	750	0.00	0.00	0.00	0.00					
	Recreation Expenses									
75A	760	0.00	0.00	107784.00	0.00			1,07,784.00		1,07,784.00
	Other welfare Expenses									
	Sub Total	0.00	0.00	367500.89	3800.00	0.00	0.00	3,67,500.89	3,800.00	3,63,700.89
75A	817	0.00	0.00	0.00	0.00					
	G.I.S.									
75A	810	0.00	0.00	2907986.00	0.00	229735.00	246863.00	31,37,721.00	2,46,863.00	28,90,858.00
	PF- Board Contribution									
75A	818	0.00	0.00	0.00	0.00	0.00	0.00			
	Linked G.P.F. Insurance Scheme									
75A	820	0.00	0.00	24927391.00	585.00	2297984.00	1839845.00	2,72,25,375.00	18,40,430.00	2,53,84,945.00
	E.P.F Boards Contribution									
	Superannuation Boards Contribution									
75A	830	0.00	0.00	30002451.00	0.00	2539540.00	2550789.00	3,25,41,991.00	25,50,789.00	2,99,91,202.00
	(Pension)									
75A	831	0.00	0.00	637607.00	16250.00		0.00	6,37,607.00	16,250.00	6,21,357.00
	Difference of pension									
75A	832	0.00	0.00	562313.00	14686.00		0.00	5,62,313.00	14,686.00	5,47,627.00
	DA on difference of pension									
75A	833	0.00	0.00	8206723.00	35502.00		0.00	82,06,723.00	35,502.00	81,71,221.00
	Arrear of Difference of pension									
75A	840	0.00	0.00	4382671.00	189475.00	11835007.30	430477.00	1,62,17,678.30	6,19,952.00	1,55,97,726.30
	Gratuity									
75A	850	0.00	0.00	0.00	0.00	0.00				
	Inspection Audit Charges EPF									
	Employees Costs charged to Capital							6,50,51,362.76	6,50,51,362.76	
75A	9	0.00	0.00	65051362.76	65051362.76		0.00			
	Works									
	Sub Total	0.00	0.00	136678504.76	65307860.76	16902266.30	5067974.00	15,35,80,771.06	7,03,75,834.76	8,32,04,936.30
	TOTAL	0.00	0.00	607296277.90	132122158.27	83863030.80	52958974.00	69,11,59,308.70	18,50,81,132.27	50,60,78,176.43



POWER TRANSMISSION CORPORATION OF UTTARANCHAL LIMITED

TRIAL BALANCE FOR THE FY-2013-14


AG CODE	HEAD OF ACCOUNT	Opening As Per T.B 01/04/2013		During the year 2013-14		Provisional Entries of 2013-14		Total		Net Balance
		Dr	Cr	Dr	Cr	Dr	Cr	Dr	Cr	
1	2	3	4	5	6	7	8	9	10	11
	<b>ACCOUNTS ADMINISTRATION AND GENERAL GROUP : 76 EXPENSES</b>	0.00	0.00							
76A	101 Rent	0.00	0.00	63790.00	0.00	0.00	0.00	63,790.00	-	63,790.00
76A	102 Rates & Taxes	0.00	0.00	88496.00	0.00			88,496.00	-	88,496.00
76A	104 Insurance of Fixed Assets	0.00	0.00	74192.00	0.00			74,192.00	-	74,192.00
76A	107 Insurance of other assets	0.00	0.00	17466.00	0.00			17,466.00	-	17,466.00
76A	111 Telephone & Trunk Calls	0.00	0.00	688988.85	1123656.00		0.00	90,09,888.05	11,20,050.00	45,60,222.00
76A	112 Postage & Telegrams	0.00	0.00	198086.00	32055.00		0.00	1,98,086.00	32,055.00	1,66,031.00
76A	113 Telex Charges			556988.00	0.00			5,56,988.00	-	5,56,988.00
76A	121 Legal Charges	0.00	0.00	711106.00	18437.00			7,11,106.00	18,437.00	6,92,669.00
76A	122 Audit Fee & expenses	0.00	0.00	1048273.00	56180.00	1079890.00	1011384.00	21,28,163.00	10,67,564.00	10,60,599.00
76A	123 Consultancy Charges	0.00	0.00	4806570.00	0.00	100000.00	100000.00	49,06,570.00	1,00,000.00	48,06,570.00
76A	125 Other Professional Charges	0.00	0.00	2135405.00	44323.00	0.00	0.00	21,35,405.00	44,323.00	20,91,082.00
76A	130 Conveyance & Travelling	0.00	0.00	0.00	0.00			-	-	-
76A	161 Training expenses	0.00	0.00	8517649.00	136308.00	0.00	0.00	85,17,649.00	1,36,308.00	83,81,341.00
76A	131 Conveyance Charges	0.00	0.00	376653.00	26368.00			3,76,653.00	26,368.00	3,50,285.00
76A	132 Travelling Allowance to Officers	0.00	0.00	1125488.00	355915.00	570000.00	570000.00	16,95,488.00	9,25,915.00	7,69,573.00
76A	133 Travelling Allowance to Employees	0.00	0.00	4170792.70	628447.00		0.00	41,70,792.70	6,28,447.00	35,42,345.70
	Vehicle running Expenses- Petrol & Fuel	0.00	0.00	10513950.89	4431481.39	0.00	367456.00	1,05,13,950.89	47,98,937.39	57,15,013.50
76A	136A Hiring Charges of Vehicles	0.00	0.00	21852112.00	1123052.00	0.00	1038422.00	2,18,52,112.00	1,21,61,474.00	96,90,638.00
76A	137 Local outdoor duty Allowance	0.00	0.00	655523.00	145709.00		0.00	6,55,523.00	1,45,709.00	5,09,814.00
	Vehicles Licence & Registration Fee			0.00	0.00			-	-	-
76A	138	0.00	0.00	46353.00	0.00			46,353.00	-	46,353.00
76A	141 Convy. For meeting attending			19467041.00	5785425.00	11469988.49	0.00	3,09,37,029.49	57,85,425.00	2,51,51,604.49
76A	151 Fees and Subscription	0.00	0.00	98371.00	0.00	0.00	0.00	98,371.00	-	98,371.00
76A	152 Books and Prionicals	0.00	0.00	3515502.00	709338.00	0.00	0.00	35,15,502.00	7,09,338.00	28,06,164.00
76A	153 Printing of Stationary	0.00	0.00	6107983.00	1170899.00	0.00	0.00	61,07,983.00	11,70,899.00	49,37,084.00
76A	155 Advertisement Exp.	0.00	0.00	303305.00	0.00	0.00	0.00	3,03,305.00	-	3,03,305.00
76A	157 Contributions	0.00	0.00	2167848.00	133764.00	0.00	0.00	21,67,848.00	1,33,764.00	20,34,084.00
76A	158 Electricity Charges	0.00	0.00	46800778.00	3526869.00	0.00	0.00	4,68,00,778.00	35,26,869.00	4,32,73,909.00
76A	159 Security Guard Payment	0.00	0.00	916752.00	0.00	0.00	0.00	9,16,752.00	-	9,16,752.00
76A	160 Water Charges	0.00	0.00	5000.00	0.00	0.00	0.00	5,000.00	-	5,000.00
76A	162 Entertainment	0.00	0.00	148197.00	0.00			1,48,197.00	-	1,48,197.00
76A	181 Festival Celebration			120039.00	0.00			1,20,039.00	-	1,20,039.00
76A	182 Gifts			1557.35	0.00	0.00	0.00	1,557.35	-	1,557.35
76A	184 Banking Cash Transaction Charges for Cash withdrawals	0.00	0.00	7067268.29	771175.42	1415000.00	1724000.00	84,82,268.29	24,95,175.42	59,87,092.87
76A	190 Misc. Expenses	0.00	0.00	149368416.08	30219403.81	14634878.49	4811262.00	16,40,03,294.57	3,50,30,665.81	12,89,72,628.76
	Sub Total	0.00	0.00	0.00	0.00			-	-	-
76A	230 Transit Insurance	0.00	0.00	748869.00	60219.00		0.00	7,48,869.00	60,219.00	6,88,650.00
76A	260 Advertisement of Tender's	0.00	0.00	748869.00	60219.00	0.00	0.00	7,48,869.00	60,219.00	6,88,650.00
	Sub Total	0.00	0.00	0.00	0.00			-	-	-
	Expenses Charged to Capital							1,85,83,859.42	1,85,83,859.42	
76A	900 Works (Cr. A/c)	0.00	0.00	18583859.42	18583859.42		0.00			
	<b>TOTAL</b>	<b>0.00</b>	<b>0.00</b>	<b>168701144.50</b>	<b>48863482.23</b>	<b>14634878.49</b>	<b>4811262.00</b>	<b>18,33,36,022.99</b>	<b>5,36,74,744.23</b>	<b>12,96,61,278.76</b>



POWER TRANSMISSION CORPORATION OF UTTARANCHAL LIMITED

TRIAL BALANCE FOR THE FY.2013-14

AG CODE	HEAD OF ACCOUNT	Opening As Per T.B 01/04/2013		During the year 2013-14		Provisional Entries of 2013-14		Total		Net Balance
		Dr	Cr	Dr	Cr	Dr	Cr	Dr	Cr	
1	2	3	4	5	6	7	8	9	10	11
	DEPRECIATION AND OTHER COSTS RELATED TO ASSETS		0.00							
	Land							1,02,97,433.00		1,02,97,433.00
77	11.0	0.00	0.00			10297433.00				2,26,85,938.00
77	120 Buildings	0.00	0.00	0.00	0.00	22685938.00		2,26,85,938.00		7,64,028.00
77	130 Hydraulic works	0.00	0.00	0.00	0.00	764028.00		7,64,028.00		19,28,286.00
77	140 Civil Works			0.00	0.00	1928286.00		19,28,286.00		25,65,77,446.00
77	150 Plant & Machinery	0.00	0.00	0.00	0.00	256577446.00	0.00	25,65,77,446.00		27,17,46,308.00
77	160 T & D Lines, Cables etc	0.00	0.00	0.00	0.00	271746308.00	0.00	27,17,46,308.00		3,508.00
77	170 Vehicle	0.00	0.00	0.00	0.00	3508.00	0.00	3,508.00		11,26,871.00
77	180 Furniture & Fixture	0.00	0.00	0.00	0.00	1126871.00		11,26,871.00		9,99,069.00
77	190 Office Equipment	0.00	0.00	0.00	0.00	999069.00		9,99,069.00		
77	610 Small and low Value Assets written off	0.00	0.00		0.00					
77	9 Depreciation on deposit work transferred to contribution	0.00	0.00	0.00	0.00		0.00			
	TOTAL	0.00	0.00	0.00	0.00	566128887.00	0.00	56,61,28,887.00		56,61,28,887.00
	INTEREST AND OTHER FINANCE CHARGES	0.00	0.00							
78	573 Int. on PFC Loan		0.00	163843686.00	3135236.00	38039916.00	32269920.00	20,18,83,602.00	3,54,05,156.00	16,64,78,446.00
78	576 Int. on ADB Loan			8252816.00	4126408.00			82,52,816.00	41,26,408.00	41,26,408.00
78	586 Int. on REC	0.00		835616616.00	506981813.32	16495920.00	14226969.00	85,21,12,536.00	52,12,08,782.32	33,09,03,753.68
78	587 Int. on NABARD	0.00		24018688.00	0.00			2,40,18,688.00		2,40,18,688.00
78	578 UPPCL		0.00	0.00	0.00					
	Sub Total		0.00	1031731806.00	514243457.32	54535836.00	46496889.00	1,08,62,67,642.00	56,07,40,346.32	52,55,27,295.68
78	883 Other Bank Charges	0.00	0.00	697.50	0.00			697.50		697.50
78	884 Guarantee charges	0.00	0.00	0.00	0.00			0.00		
78	9 Capitalisation of interest on funds used during construction		0.00	187955166.64	192081574.64			0.00		
	Sub Total		0.00	187955864.14	192081574.64	0.00	0.00	18,79,55,864.14	19,20,81,574.64	(41,25,710.50)
	TOTAL	0.00	0.00	1219687670.14	706325031.96	54535836.00	46496889.00	1,27,42,23,506.14	75,28,21,920.96	52,14,01,585.18




POWER TRANSMISSION CORPORATION OF UTTARANCHAL LIMITED

TRIAL BALANCE FOR THE FY 2013-14

AG CODE	HEAD OF ACCOUNT	Opening As Per T.B 01/04/2013		During the year 2013-14		Provisional Entries of 2013-14		Total		Net Balance
		Dr 3	Cr 4	Dr 5	Cr 6	Dr 7	Cr 8	Dr 9	Cr 10	
1	2									
ACCOUNTS GROUP : 79	OTHER DEPOSITS TO REVENUE ACCOUNT	0.00	0.00		0.00					
		0.00	0.00					1,89,80,000.00		1,89,80,000.00
79	571 Sundry Debit balances written off	0.00	0.00	0.00	0.00	18980000.00	0.00	18980000.00	0.00	1,89,80,000.00
	Sub Total	0.00	0.00	0.00	0.00	430231.86		4,30,231.86		4,30,231.86
79	710 A Stock Written off	0.00	0.00	0.00	0.00	430231.86	0.00	4,30,231.86		4,30,231.86
	Sub Total	0.00	0.00	0.00	0.00	19410231.86	0.00	1,94,10,231.86		1,94,10,231.86
<b>TOTAL</b>		0.00	0.00	0.00	0.00					
ACCOUNTS GROUP : 81	Provision for Income Tax for the year	0.00	0.00					8,12,12,410.00		8,12,12,410.00
	Provision for Income Tax for the year	0.00	0.00	0.00	0.00	81212410.00	0.00			
81	1	0.00	0.00	0.00	0.00	12572206.00	0.00	1,25,72,206.00		1,25,72,206.00
81	2 Provision for MAT	0.00	0.00	0.00	0.00		0.00			
		0.00	0.00	0.00	0.00					
		0.00	0.00	0.00	0.00					
		0.00	0.00	0.00	0.00	93784616.00	0.00	9,37,84,616.00		9,37,84,616.00
	<b>Total</b>	0.00	0.00	0.00	0.00					

*[Handwritten signature]*



Petition for True-up of FY 2013-14 and APR for FY 2014-15 for PTCUL

Name of Transmission Licensee: PTCUL  
All figures in Rs. Crores

FORM 19

Part A: Actual Transmission Works (FY 2014-15) 6 months actual

S. No.	Name of the Transmission Line & Associated Substations	Length of Line (C&LKms.) / S/S CAP. (MVA)	Approved Cost (Rs. Crores)	Completed Cost (Rs. Crores)	Variation in Cost (Rs. Crores)	Reasons of Variation in Cost	Scheduled Date of Completion	Actual Date of Completion	Date of EI Clearance	Variation in Schedule	Reasons of Variation in Schedule	Means of Finance			
												Equity	Debt	Deposit	
I	400 KV Lines										11	12			
1															
II	400 KV Sub Stations														
1	400 KV KASHIPUR	REC-V	5.48	3.99	NIL							Const. of 2 No. 220 KV Bay at 400 KV S/s Kashipur			
2															
III	220 KV Lines:														
1	220 Line from 400 KV Kashipur-220 KV Mahuakheraganj	REC-V	15.37	15.14				2014-15	2014-15				30%	70%	
IV	220 KV Sub Stations														
1	Sub Total (IV) (220 KV S/S)														
V	132 KV Lines:														
1	LILO of 132 KV Amora-Pithoragarh Line at Pithoragarh	REC II (NEW REC)	4.02	8.12		add. Capitalization							30%	70%	
VI	132 KV Sub Stations														
1	Sub-Total			27.25											
VII	Additional Works														
1	SCADA (Additional Capitalisation)	REC-II		0.25		add. Capitalization							30%	70%	
2	Office equipment (SLDC)	REC-II		0.00		add. Capitalization							30%	70%	
3	LILO of 220 KV Khodri-Rishikesh Line at 220 KV Ddun (Additional Capitalisation)	REC-IV		0.26		add. Capitalization							30%	70%	
4	220 KV S/s, Dehradun (Additional Capitalisation)	REC-IV	57.31	2.19		add. Capitalization							30%	70%	
5	132 KV S/s Skarganj (ELDECO) Store Shed & Other (Additional Capitalisation)	REC-IV	17.00	0.16		add. Capitalization							30%	70%	
6	220 KV Tata Motors-Pantnagar Line	Deposit work		0.12		add. Capitalization									100%
7	Stringing of 2nd Circuit of Barheri-Pantnagar Line (Additional Capitalisation)	REC IX		0.00		add. Capitalization							30%	70%	
8	Capital R&M works			0.31		add. Capitalization							30%	70%	
9	Sub Total (VII) (Misc. Works)			3.28											
	Grand Total (I-VII)			30.53											

*(Handwritten mark)*