

दिनांक :	16.05.2026		दिवस :-	शनिवार	
क्रम0 सं0	जनपद का नाम	क्षेत्र	पूर्व दिवस में विद्युत आपूर्ति (घण्टों में)	टिप्पणी	
1.	देहरादून	देहरादून शहर	24.00	-	
		मसूरी	24.00	-	
		ऋषिकेश	24.00	-	
		विकास नगर	24.00	-	
2.	हरिद्वार	हरिद्वार शहर	24.00	-	
		ज्वालापुर शहर	24.00	-	
		भूपतवाला शहर	24.00	-	
		रूड़की शहर	24.00	-	
		स्माल टाउन (गढ़वाल)	24.00	-	
		ग्रामीण / (रूड़की,मगवानपुर, मगलौर, लक्सर)	24.00	-	
		ग्रामीण /	24.00	-	
3.	नैनीताल	नैनीताल नगर	24.00	-	
		हल्द्वानी नगर	24.00	-	
4.	पौड़ी	पौड़ी एवं श्रीनगर क्षेत्र	24.00	-	
		कोटद्वार क्षेत्र (स्माल टाउन)	24.00	-	
5.	टिहरी	नगर एवं ग्रामीण क्षेत्र	24.00	-	
6.	उत्तरकाशी	नगर एवं ग्रामीण क्षेत्र	24.00	-	
7.	चमोली	नगर एवं ग्रामीण क्षेत्र	24.00	-	
8.	रूद्रप्रयाग	नगर एवं ग्रामीण क्षेत्र	24.00	-	
9.	उधमसिंह नगर	काशीपुर क्षेत्र	24.00	-	
		रूद्रपुर क्षेत्र	24.00	-	
		रूद्रपुर क्षेत्र	24.00	-	
		(स्माल टाउन कुमाऊ)	24.00	-	
		ग्रामीण क्षेत्र (किच्छा,काशीपुर,बाजपुर, जसपुर)	24.00	-	
		ग्रामीण क्षेत्र	24.00	-	
		ग्रामीण क्षेत्र कुमा / (अतिरिक्त खटीमा)	24.00	-	
10.	चम्पावत	नगर एवं ग्रामीण क्षेत्र	24.00	-	
11.	अल्मोडा	नगर एवं ग्रामीण क्षेत्र	24.00	-	
12.	पिथौरागढ़	नगर एवं ग्रामीण क्षेत्र	24.00	-	
13.	बागेश्वर	नगर एवं ग्रामीण क्षेत्र	24.00	-	
14.	उत्तराखण्ड के सभी जनपद (गढ़वाल / कुमाऊ)	स्टील फर्नेस पोषक गढ़वाल / कुमाऊ	24.00	24.00	-
		विरल औद्योगिक पोषक सिडकुल पतनगर	24.00		-
		विरल औद्योगिक पोषक सिडकुल	24.00		-
		विरल औद्योगिक पोषक सिडकुल / हरिद्वार	24.00		-
		विरल औद्योगिक पोषक गढ़वाल / कुमाऊ	24.00	24.00	-
		शेष स्वतन्त्र औद्योगिक पोषक	24.00		-
15.	कटौती मुक्त क्षेत्र उपाकालि निर्देशानुसार -				

ध्यानाकर्षण -


1. एन0आर0एल0डी0सी0, नई दिल्ली के सुझाव पर एवं उत्तराखण्ड पावर कॉरपोरेशन के उच्च अधिकारियों के निर्देशानुसार क्रम आवृत्ति पर ओवरड्रॉल रोकने हेतु राज्य पोषको तथा औद्योगिक पोषकों की आपात कटौती कराई गयी, जिसका विवरण ऊपर तालिका में अंकित है।

अधीक्षण अभियन्ता / अधिशासी अभियन्ता / सहा0 अभियन्ता (प्रा0भा0नि0के0)

दिनांक: 16.05.2026	दिवस :	शनिवार	
A1 उत्पादन उ०ज०वि०नि०	13.577	मि०यू०	
A2 उत्पादन मिलंगना	0.414	मि०यू०	
A3 उत्पादन (शरावन्ती)	0.000	मि०यू०	
A4 उत्पादन गामा	0.137	मि०यू०	
A5 उत्पादन सोलर	0.744	मि०यू०	
A6 शुगर मिल	0.000	मि०यू०	
कुल उत्पादन	14.872	मि०यू०	
(उ०ज०वि०नि० एवं मिलंगना की दैनिक उत्पादन रिपोर्ट के अनुसार)			
	मि०यू०	मे० वाट	
A BHPL Goa_State	-0.220	-7.50	
B हिमांचल का अंश	-0.911	-37.97	
C MP_State	0.000	0.00	
D TEHRIPSP	-0.868	0.00	
E अल्कनन्दा के उत्पादन का अंश	0.222	9.23	
F APL_Raigarh_TPP (Medium Term Power Purchase)	3.191	0.00	
G बुधहिल के उत्पादन का अंश	0.523	27.25	
H JPL 2 (Medium Term Power Purchase)	2.041	48.06	
I NUPPL_UP	0.000	0.00	
J MBMP	0.138	0.00	
K JPNIGRIE_INSTPP	0.000	0.00	
L KHURJA_STPP_UP	1.351	56.29	
M MEJA	0.675	28.12	
N NWHPS_SJVN	0.083	3.41	
O RKM_POWER	0.000	0.00	
P सिंगोली के उत्पादन का अंश	0.087	6.73	
Q CSEB_State	0.090	0.00	
R उ०प्र० से विष्णुप्रयाग	0.560	23.32	
Total GNA	6.962	156.94	
Total Share from U.P.	1.46	60.67	
अंश के अनुरूप केन्द्र द्वारा आवंटित शुद्ध ऊर्जा [ISGS]	18.636	1052.89	
कुल उपलब्धता	52.398	मि०यू०	
1 मांग की पूर्ति	51.900	मि०यू०	
2 आकस्मिक कटौती	0.000	मि०यू०	
3 कुल मांग (i+ii)	51.900	मि०यू०	
शेष उपलब्धता (+)/केन्द्र से की गयी मांग के अतिरिक्त किया गया आयात (-)	0.498	मि०यू०	
Average Frequency	50.02	Hz	
Details of Generation, Demand & Drawl from CSGS during Day & at Peak Hour			
S.No.	Details	During Day (MU)	During Peak Demand: 20:00 hrs. (MW)
E1	Initial Entitlement as per share	23.071	1199.25
E2	Final Entitlement	18.636	1052.89
OA -PX			
1	Power TO IEX (DAM)	-1.477	0.00
2	POWER TO RTM-IEX	-1.491	-30.00
3	Power To GDAM IEX	-0.326	-15.10
4	Power From DAM IEX(UPCL)	0.129	0.00
5	Power from RTM(UPCL)	0.319	0.00
6	Power From GDAM IEX	0.015	0.00
Short Term Open Access Consumers			
1	Power from DAM IEX	0.461	0.00
2	Power from RTM	0.834	0.00
	Total	1.295	0.00
	Net Total (DAM)	-0.887	0.00
	Net Total (RTM)	-0.337	-30.00
	Net Total (GDAM)	-0.311	-15.10
	Grand Total (OA-PX)	-1.536	-45.10

RA 2
AE, SIDC


Power From REMC (OA - REMC)			
a	AAPL_BKN2/RKCW12345/North-North/ NR/2026/42543/A/172425	0.069	0.00
b	AAPL_BKN2/RKCW12345/North-North/ NR/2026/42543/A/171611	0.000	0.00
b	AAPL_BKN2/RKCW12345/North-North/NR/2026/41273/A/164689	0.000	0.00
c	ACL_PSS4_KPS1_W West-North NR/2026/43222/C	0.063	0.00
c	AGE25BL_PSS9_KPS1_HS ASAHI_HARIDWAR West-North/ NR/2026/43171/C	0.000	0.00
d	AGE25BL_PSS9_KPS1_HW ASAHI_HARIDWAR West-North/NR/2026/43227/C	0.036	2.69
e	SECI_Trader/GADAG_RSPPL_W/South-East-North/ GNARE/SR/2025/01/16/1345	0.317	27.50
f	HIRIYUR_ZREPL_W/LINDEINDIA12/South-East-North GNARE/SR/2025/05/04/6057	0.140	7.11
g	KOPPAL_RenewRoshni_W South-West-North SR/16032024/15032049/IN-DL3566747016552T Date 12-10-2021	0.328	31.25
h	OVEPL_BKN2 GALWALIA2021 UTTARAKHAND /North-North/ NR/2026/42542/A/172441	0.133	0.00
i	OVEPL_BKN2/KASHI2021/North-North/ NR/2026/42533/A/172437	0.117	0.00
j	RSRPL_BESS_FTG3/North-North/ GNARE/NR/2025/11/12/4665	0.023	5.75
k	RSRPL_FTG3North-North NR/11042024/10042049/IN-DL3566747016552T Date 12.10.2021	0.730	0.00
l	RSRPL_GHTND_klm_W/West-North/ GNARE/WR/2025/09/05/3681	0.210	4.81
m	RSVPL_FTG3North-NorthNR/31032024/31032049/IN-DL35671275918866T Date12-10-2021	0.788	0.00
n	SGEL_BKN2 North-North GNARE/NR/2025/04/02/5666	1.228	0.00
o	SRI4PL_BKN2 HZLP North-North/ NR/2026/43069/A/172427	0.071	0.00
u	TSESOPL_BKN2/LBCPPL_HARIDWAR /North-North/ NR/2026/42594/A/172139	0.009	0.00
p	TSESOPL_BKN2_ALPLAIP_UP /North-North/ NR/2026/42477/A/172160	0.018	0.00
q	TSESOPL_BKN2 HARIDWAR/North-North NR/2026/42613/A/172132	0.032	0.00
Total		4.313	79.11
Bilateral Transactions (OA - TGNA)			
a	APL_Raigarh_TPP West-North/ NR/2026/43041/A/172059(Medium Term Power	0.718	0.00
b	APL_Raigarh_TPP West-North/NR/2026/42555/A/172064 (Medium Term Power	3.148	336.38
c	APL_Raigarh_TPP West-North/ NR/2026/43165/C (Medium Term Power Purchase)	0.108	0.00
d	JPL2 West-North/NR/2026/43116/A/172124(Medium Term Power Purchase)	0.997	96.11
e	ILFS South-West-NorthNR/2026/42537/A/171548	0.409	24.06
f	ITC2018 South-West-North NR/2026/42569/A/172185	0.0202	2.11
g	ITC22018 South-West-NorthNR/2026/42571/A/172187	0.0075	1.15
h	MBMP West-North NR/2026/42536/A/171549	0.376	22.11
i	MBMP West-North NR/2026/42548/A/171506	0.359	21.14
j	MAHAN_ENERGEN_U2 West-North/ NR/2026/43115/A/172115	2.307	96.11
k	KSTPS7 West-North NR/2026/43035/A/172198	0.577	24.03
l	CSEB_State SKSIPL West-North/ NR/2026/42646/A/171547	0.256	14.42
m	GAMA1603 TANGEDCO North-West-South SR/2026/30625/C	-0.132	0.00
n	GAMA1603 TANGEDCO North-West-South SR/2026/30625/C	0.000	0.00
Total (TGNA)		9.150	637.62
Total Medium Term Power		10.095	480.55
Net Schedule		37.526	1881.46
J	Actual Drawl(as per hourly data sheet)	37.028	1869.00
Surplus(+)/Short(-) (I-J)		0.498	12.46
A1	Generation of UJVNL	13.577	741.00
A2	Generation of Bhilangana Hydro Project	0.414	17.00
A3	Generation From (SEPL) (open access)	0.000	0.00
A4	Generation of GAMA	0.137	0.00
A5	Generation of SOLAR	0.744	0.00
A6	Generation of SUGAR Mill	0.000	0.00
Total Generation of Uttarakhand		14.872	758.00
Demand of Uttaranchal		51.900	2627.00
Load Shedding		0.000	0.00
Unrestricted Demand of Uttarakhand		51.900	2627.00


 अधीक्षण अभियन्ता / अधिशासी अभियन्ता / सह-अभियन्ता (प्रामाणिके)

DETAILS OF POWER INJECT & DRAWL			
Sno	Collective Transactions (OA-PX)		
1	Power TO IEX (DAM)	0.00 से 24.00 बजे	0.00 Max MW
			-351.00 Min MW
		कुल ऊर्जा	-1.47730 MU
1	Power From IEX (DAM)	0.00 से 24.00 बजे	140.51 Max MW
			0.00 Min MW
		कुल ऊर्जा	0.59024 MU
2	Power To RTM - IEX	0.00 से 24.00 बजे	0.00 Max MW
			-180.00 Min MW
		कुल ऊर्जा	-1.4906 MU
3	Power From RTM - IEX	0.00 से 24.00 बजे	219.13 Max MW
			0.00 Min MW
		कुल ऊर्जा	1.15318 MU
4	Power To GDAM IEX	0.00 से 24.00 बजे	-8.50 Max MW
			-21.10 Min MW
		कुल ऊर्जा	-0.32601 MU
5	Power From GDAM IEX	0.00 से 24.00 बजे	4.52 Max MW
			0.00 Min MW
		कुल ऊर्जा	0.0146 MU
9	Power From REMC (OA - REMC)		
a	AAPL_BKN2/RKCW12345/North-North/ NR/2026/42543/A/172425	0.00 से 24.00 बजे	7.69 Max MW
			0.00 Min MW
		कुल ऊर्जा	0.06921 MU
b	AAPL_BKN2/RKCW12345/North-North/ NR/2026/42543/A/171611	0.00 से 24.00 बजे	0.00 Max MW
			0.00 Min MW
		कुल ऊर्जा	0.00000 MU
c	AAPL_BKN2/RKCW12345/North-North/NR/2026/41273/A/164689	0.00 से 24.00 बजे	0.00 Max MW
			0.00 Min MW
		कुल ऊर्जा	0.00000 MU
c	ACL_PSS4_KPS1_W West-North NR/2026/43222/C	0.00 से 24.00 बजे	5.62 Max MW
			0.00 Min MW
		कुल ऊर्जा	0.06323 MU
d	AGE25BL_PSS9_KPS1_HS ASAHI_HARIDWAR West-North/ NR/2026/43171/C		0.00 Max MW
			0.00 Min MW
		कुल ऊर्जा	0.00000 MU
d	AGE25BL_PSS9_KPS1_HW ASAHI_HARIDWAR West-North/NR/2026/43227/C	0.00 से 24.00 बजे	2.88 Max MW
			0.00 Min MW
		कुल ऊर्जा	0.03606 MU
e	SECI_Trader/GADAG_RSPPL_W/South-East-North/ GNARE/SR/2025/01/16/1345	0.00 से 24.00 बजे	37.50 Max MW
			0.00 Min MW
		कुल ऊर्जा	0.31665 MU
f	HIRIYUR_ZREPL_W/LINDEINDIA12/South-East-North GNARE/SR/2025/05/04/6057	0.00 से 24.00 बजे	7.21 Max MW
			3.36 Min MW
		कुल ऊर्जा	0.14002 MU
g	KOPPAL_RenewRoshni_W South-West-North SR/16032024/15032049/IN-DL3566747016552T Date 12-10-2021	0.00 से 24.00 बजे	33.75 Max MW
			0.00 Min MW
		कुल ऊर्जा	0.32800 MU
h	OVEPL_BKN2 GALWALIA2021 UTTARAKHAND /North-North/ NR/2026/42542/A/172441	0.00 से 24.00 बजे	12.97 Max MW
			0.00 Min MW
		कुल ऊर्जा	0.13343 MU
k	OVEPL_BKN2 GALWALIA2021 UTTARAKHAND /North-North/ NR/2026/42542/A/171609	0.00 से 24.00 बजे	0.00 Max MW
			0.00 Min MW
		कुल ऊर्जा	0.00000 MU

Rohan
AE, SDC

i	OVEPL_BKN2/KASHI2021/North-North/ NR/2026/42533/A/172437	0.00 से 24.00 बजे	11.53	Max MW
			0.00	Min MW
		कुल ऊर्जा	0.1165	MU
j	RSRPL_BESS_FTG3/North-North/ GNARE/NR/2025/11/12/4665	0.00 से 24.00 बजे	5.75	Max MW
			0.00	Min MW
		कुल ऊर्जा	0.023	MU
k	RSRPL_FTG3North-North NR/11042024/10042049/IN-DL3566747016552T Date 12.10.2021	0.00 से 24.00 बजे	80.00	Max MW
			0.00	Min MW
		कुल ऊर्जा	0.729995	MU
l	RSRPL_GHTND_klm W/West-North/ GNARE/WR/2025/09/05/3681	0.00 से 24.00 बजे	26.19	Max MW
			0.00	Min MW
		कुल ऊर्जा	0.2095425	MU
m	RSVPL_FTG3North-NorthNR/31032024/31032049/IN-DL35671275918866T Date12-10-2021	0.00 से 24.00 बजे	98.00	Max MW
			0.00	Min MW
		कुल ऊर्जा	0.78826	MU
n	SGEL_BKN2 North-North GNARE/NR/2025/04/02/5666	0.00 से 24.00 बजे	162.72	Max MW
			0.00	Min MW
		कुल ऊर्जा	1.22752	MU
o	SRI4PL_BKN2 HZLP North-North/ NR/2026/43069/A/172427	0.00 से 24.00 बजे	5.77	Max MW
			0.00	Min MW
		कुल ऊर्जा	0.07116	MU
u	TSESOPL_BKN2/LBCPL_HARIDWAR /North-North/ NR/2026/42594/A/172139	0.00 से 24.00 बजे	0.91	Max MW
			0.00	Min MW
		कुल ऊर्जा	0.00944	MU
p	TSESOPL_BKN2_ALPLAIPL_UP /North-North/ NR/2026/42477/A/172160	0.00 से 24.00 बजे	1.75	Max MW
			0.00	Min MW
			0.01810	MU
q	TSESOPL_BKN2 HARIDWAR/North-North NR/2026/42613/A/172132	0.00 से 24.00 बजे	3.15	Max MW
			0.00	Min MW
		कुल ऊर्जा	0.03242	MU
10	Power From (OA-TGNA)			
a	APL Raigarh TPP West-North/ NR/2026/43041/A/172059(Medium Term Power Purchase)	0.00 से 24.00 बजे	29.93	Avg. MW
		कुल ऊर्जा	0.7184	MU
b	APL Raigarh TPP West-North/NR/2026/42555/A/172064 (Medium Term Power Purchase)	0.00 से 24.00 बजे	131.15	Avg. MW
			3.1476	MU
	APL Raigarh TPP West-North/ NR/2026/43165/C (Medium Term Power Purchase)	0.00 से 24.00 बजे	4.51	Avg. MW
			0.1081	MU
c	JPL2 West-North/NR/2026/43116/A/172124(Medium Term Power Purchase)	0.00 से 24.00 बजे	41.55	Avg. MW
		कुल ऊर्जा	0.9971	MU
d	ILFS South-West-NorthNR/2026/42537/A/171548	0.00 से 24.00 बजे	17.04	Avg. MW
		कुल ऊर्जा	0.4090	MU
e	ITC2018 South-West-North NR/2026/42569/A/172185	0.00 से 24.00 बजे	0.84	Avg. MW
		कुल ऊर्जा	0.0202	MU
f	ITC22018 South-West-NorthNR/2026/42571/A/172187	0.00 से 24.00 बजे	0.31	Avg. MW
		कुल ऊर्जा	0.0075	MU
g	MBMP West-North NR/2026/42536/A/171549	0.00 से 24.00 बजे	15.66	Avg. MW
		कुल ऊर्जा	0.3759	MU
h	MBMP West-North NR/2026/42548/A/171506	0.00 से 24.00 बजे	14.97	Avg. MW
		कुल ऊर्जा	0.3594	MU
i	MAHAN ENERGEN U2 West-North/ NR/2026/43115/A/172115	0.00 से 24.00 बजे	11.96	Avg. MW
		कुल ऊर्जा	2.3066	MU
h	KSTPS7 West-North NR/2026/43035/A/172198	0.00 से 24.00 बजे	24.03	Avg. MW
		कुल ऊर्जा	0.5767	MU
	CSEB State SKSIPL West-North/ NR/2026/42646/A/171547	0.00 से 24.00 बजे	10.66	Avg. MW
		कुल ऊर्जा	0.2560	MU
	GAMA1603 TANGEDCO North-West-South SR/2026/30625/C	0.00 से 24.00 बजे	-5.50	Avg. MW
		कुल ऊर्जा	-0.1320	MU
	GAMA1603 TANGEDCO North-West-South SR/2026/30625/C	0.00 से 24.00 बजे	0.00	Avg. MW
		कुल ऊर्जा	0.0000	MU


 R. Meel
 SDC Dehra Dun

Date : 16.05.2026


S.No.	Name of Power House from C.S.G.S.	Initial Entitlement (MU)	Power Surrendered (MU)	Final Entitlement (MU)	Final Drawl in MW at Peak Hour
1	ANTA_CRF	0.4787		0.0000	0.00
2	ANTA_GF	0.0000		0.0000	0.00
3	ANTA_LF	0.0000		0.0000	0.00
4	ANTA_RF	0.0000		0.0000	0.00
5	AURY_CRF	0.7753		0.0000	0.00
6	AURY_GF	0.0000		0.0000	0.00
7	AURY_LF	0.0000		0.0000	0.00
8	AURY_RF	0.0000		0.0000	0.00
9	BSIUL	0.0000		0.0000	0.00
10	CHAMERA1	0.1871		0.1530	18.49
11	CHAMERA2	0.0730		0.0678	3.06
12	CHAMERA3	0.1841		0.1694	12.43
13	DADRI_CRF	0.8914		0.0000	0.00
14	DADRI_GF	0.0000		0.0000	0.00
15	DADRI_LF	0.0000		0.0000	0.00
16	DADRI_RF	0.0000		0.0000	0.00
17	DADRT2	0.0912		0.0695	3.65
18	DHAULIGNGA	0.3149		0.3257	46.11
19	DULHASTI	0.4808		0.4620	19.94
20	GADARWARA	0.2796		0.2370	11.20
21	GANDHAR_APM	0.0000		0.0000	0.00
22	GANDHAR_CRF	0.0008		0.0000	0.00
23	GANDHAR_NAPM	0.0000		0.0000	0.00
24	GANDHAR_RLNG	0.0000		0.0000	0.00
25	JHAJJAR	0.2182		0.1607	8.74
26	KAPS	0.0410		0.0394	1.64
27	KAPS_34	0.2182		0.2113	8.81
28	KAWAS_APM	0.0000		0.0000	0.00
29	KAWAS_CRF	0.0010		0.0000	0.00
30	KAWAS_LF	0.0000		0.0000	0.00
31	KAWAS_NAPM	0.0000		0.0000	0.00
32	KAWAS_RLNG	0.0000		0.0000	0.00
33	KHARGONE	0.2306		0.1982	9.24
34	KHSTPP_II	0.6346		0.3857	16.94
35	KISHANGANGA	0.1014		0.0976	4.17
36	KOLDAM	0.3942		0.3318	50.02
37	KOTESHWR	0.3456		0.3322	13.84
38	KSTPS12	0.2417		0.1572	7.35
39	KSTPS7	0.0883		0.0734	3.54
40	LARA	0.2772		0.2339	11.10
41	MANGDECHU	0.0000		0.0000	0.00
42	MOUDA1	0.1274		0.1075	5.10
43	MOUDA2	0.2299		0.1941	9.21
44	NAPP	0.4656		0.4476	18.65
45	NJPC	0.1072		0.1039	12.02
46	PARBATI2	0.1554		0.1676	19.85
47	PARBATI3	0.1635		0.1618	20.18
48	RAMPUR	0.3973		0.3848	44.53
49	RAPPB	0.0000		0.0000	0.00
50	RAPPC	0.5371		0.5162	21.38
51	RAPPD	0.5184		0.4982	20.76
52	RIHAND1	0.9583		0.9125	38.38
53	RIHAND2	0.8623		0.8210	34.53
54	RIHAND3	0.9809		0.9339	39.28
55	SALAL	0.1520		0.1299	6.98
56	SASAN	1.8480		1.5753	65.88

Ruaz
AESID e

57	SEWA2	0.0783		0.0675	6.83
58	SINGRAULI	2.3263		2.1927	93.16
59	SINGRAULI_HYDRO	0.0014		0.0015	0.06
60	SIPAT1	0.3458		0.2919	13.85
61	SIPAT2	0.1466		0.1237	5.87
62	SOLAPUR	0.2306		0.1910	9.24
63	TANAKPUR	0.0520		0.0883	3.66
64	TANDA2	0.9353		0.7458	36.26
65	TAPS_II	0.0504		0.0683	4.32
66	TEHRI	0.6588		0.5893	56.01
67	TEHRIPSP	0.5890		0.6138	71.51
68	UNCHAHAR1	0.7894		0.6245	31.61
69	UNCHAHAR2	0.3607		0.2851	14.45
70	UNCHAHAR3	0.2993		0.2350	11.98
71	UNCHAHAR4	0.7318		0.5845	29.30
72	URI	0.4061		0.3902	16.52
73	URI2	0.3220		0.3095	13.41
74	VSTPS1	0.1445		0.1188	5.79
75	VSTPS2	0.1438		0.1190	5.76
76	VSTPS3	0.1450		0.1201	5.81
77	VSTPS4	0.1747		0.1446	7.00
78	VSTPS5	0.0871		0.0721	3.49
	Total	23.07115	0.00000	18.63642	1052.89

INSTRUCTIONS ISSUED BY HIGHER AUTHORITIES, IF ANY:-

All the Grid disturbances & contingencies are being informed to higher authorities and corrective actions are being taken as per their directions to safeguard the grid


A.E.
SLDC DEHRADUN

Daily Uttarakhand State Power Demand & Availability statement (in MW)

Date : **16.05.2026**

Duration (Hrs.)	Demand Met	Power Availability				Total Power Supplied	Balance Power Availability	Roosting/ Load shading	Repair & Maintenance in Transmission on system/ (UJVNL/UP CL	Transmission Constrain	Total	Shortage	Frequency (Hz.)
		STATE Gen.	Centre		Total Availability								
			Availability	Drawl									
1	2	3	4	5	6=3+4	7=3+5	8=(6-7)	9	10	11	12	13 (11-8)	14
1	2211	651	1630	1560	2281	2211	70	0	0	0	0	-70	50.02
2	2162	564	1533	1598	2097	2162	-66	0	0	0	0	66	50.05
3	2077	791	1253	1286	2044	2077	-33	0	0	0	0	33	50.02
4	2047	759	1252	1288	2011	2047	-36	0	0	0	0	36	50.00
5	2115	632	1430	1483	2062	2115	-53	0	0	0	0	53	50.00
6	2286	644	1583	1642	2227	2286	-59	0	0	0	0	59	50.05
7	2181	667	1610	1514	2277	2181	96	0	0	0	0	-96	50.08
8	1983	689	1438	1294	2127	1983	144	0	0	0	0	-144	50.00
9	1948	690	1306	1258	1996	1948	48	0	0	0	0	-48	50.08
10	1937	629	1268	1308	1897	1937	-40	0	0	0	0	40	50.05
11	1850	509	1354	1341	1863	1850	13	0	0	0	0	-13	49.97
12	1865	470	1290	1395	1760	1865	-105	0	0	0	0	105	50.00
13	1864	457	1257	1407	1714	1864	-150	0	0	0	0	150	49.97
14	1927	452	1390	1475	1842	1927	-85	0	0	0	0	85	50.02
15	2065	436	1522	1629	1958	2065	-107	0	0	0	0	107	50.08
16	2276	504	1661	1772	2165	2276	-111	0	0	0	0	111	50.05
17	2403	504	1881	1899	2385	2403	-18	0	0	0	0	50	49.97
18	2425	486	1939	1939	2425	2425	0	0	0	0	0	0	50.05
19	2507	666	1791	1841	2457	2507	-50	0	0	0	0	50	49.97
20	2627	758	1881	1869	2639	2627	12	0	0	0	0	-12	50.00
21	2607	928	1705	1679	2633	2607	26	0	0	0	0	-26	49.86
22	2599	869	1686	1730	2555	2599	-44	0	0	0	0	44	49.81
23	2491	520	1974	1971	2494	2491	3	0	0	0	0	-3	49.85
24	2413	513	1844	1900	2357	2413	-56	0	0	0	0	56	50.00

Rupa
AE

SLDC, Dehradun

Daily Uttarakhand State Power Demand & Availability statement (in MW)

Date : **16.05.2026**

Duration (Hrs.)	Demand Met	Power Availability						Total Power Supplied	Balance Power Availability	Rostering/ Load shading	Repair & Maintenance in Transmission (UJVNL/UP CL)	Transmission Constraint	Total	Shortage	Frequency (Hz.)
		STATE Gen.	Centre		Total Availability										
			Availability	Drawl											
1	2	3	4	5	6=3+4	7=3+5	8=(6-7)	9	10	11	12	13 (11-8)	14		
1	2211	651	1630	1560	2281	2211	70	0	0	0	0	-70	50.02		
2	2162	564	1533	1598	2097	2162	-66	0	0	0	0	66	50.05		
3	2077	791	1253	1286	2044	2077	-33	0	0	0	0	33	50.02		
4	2047	759	1252	1288	2011	2047	-36	0	0	0	0	36	50.00		
5	2115	632	1430	1483	2062	2115	-53	0	0	0	0	53	50.00		
6	2286	644	1583	1642	2227	2286	-59	0	0	0	0	59	50.05		
7	2181	667	1610	1514	2277	2181	96	0	0	0	0	-96	50.08		
8	1983	689	1438	1294	2127	1983	144	0	0	0	0	-144	50.00		
9	1948	690	1306	1258	1996	1948	48	0	0	0	0	-48	50.08		
10	1937	629	1268	1308	1897	1937	-40	0	0	0	0	40	50.05		
11	1850	509	1354	1341	1863	1850	13	0	0	0	0	-13	49.97		
12	1865	470	1290	1395	1760	1865	-105	0	0	0	0	105	50.00		
13	1864	457	1257	1407	1714	1864	-150	0	0	0	0	150	49.97		
14	1927	452	1390	1475	1842	1927	-85	0	0	0	0	85	50.02		
15	2065	436	1522	1629	1958	2065	-107	0	0	0	0	107	50.08		
16	2276	504	1661	1772	2165	2276	-111	0	0	0	0	111	50.05		
17	2403	504	1881	1899	2385	2403	-18	0	0	0	0	50	49.97		
18	2425	486	1939	1939	2425	2425	0	0	0	0	0	0	50.05		
19	2507	666	1791	1841	2457	2507	-50	0	0	0	0	50	49.97		
20	2627	758	1881	1869	2639	2627	12	0	0	0	0	-12	50.00		
21	2607	928	1705	1679	2633	2607	26	0	0	0	0	-26	49.86		
22	2599	869	1686	1730	2555	2599	-44	0	0	0	0	44	49.81		
23	2491	520	1974	1971	2494	2491	3	0	0	0	0	-3	49.85		
24	2413	513	1844	1900	2357	2413	-56	0	0	0	0	56	50.00		

Rupa
A.E

SLDC, Dehradun

Daily Hourly Demand Report
(All Figures In MW)

Date : 16.05.2026

Name of State- UTTARAKHAND

Load Not served due to

Time	Total Generation from Internal resources (Ex-Bus) (A)	Implemented Drawal Schedule at State periphery (B)	Deviation From Schedule (C)	Total Met (D=A+B-C)	Notified/Predicted power cuts (E1)	Emergency load shedding instructed by SLDC (E2)	Repair & Maintenance in Transmission system (E3)(U/JVNL/UP CL)	Transmission Constraint (E4)	Repair & Maintenance in Distribution system (E5)	Distribution Constraint (E6)	Financial Constraints (E7)	Any Other Reason (Please specify) (E8) As per UPCL	Total (E=E1+E2+E3+E4+E5+E6+E7+E8) As per UPCL	Unrestricted Demand (F=D+E)
Hour						0								
1	651	1630	70	2211	0	0	0	0	-	-	0	0	0	2211
2	564	1533	-66	2162	0	0	0	0	-	-	0	0	0	2162
3	791	1253	-33	2077	0	0	0	0	-	-	0	0	0	2077
4	759	1252	-36	2047	0	0	0	0	-	-	0	0	0	2047
5	632	1430	-53	2115	0	0	0	0	-	-	0	0	0	2115
6	644	1583	-59	2286	0	0	0	0	-	-	0	0	0	2286
7	667	1610	96	2181	0	0	0	0	-	-	0	0	0	2181
8	689	1438	144	1983	0	0	0	0	-	-	0	0	0	1983
9	690	1306	48	1948	0	0	0	0	-	-	0	0	0	1948
10	629	1268	-40	1937	0	0	0	0	-	-	0	0	0	1937
11	509	1354	13	1850	0	0	0	0	-	-	0	0	0	1850
12	470	1290	-105	1865	0	0	0	0	-	-	0	0	0	1865
13	457	1257	-150	1864	0	0	0	0	-	-	0	0	0	1864
14	452	1390	-85	1927	0	0	0	0	-	-	0	0	0	1927
15	436	1522	-107	2065	0	0	0	0	-	-	0	0	0	2065
16	504	1661	-111	2276	0	0	0	0	-	-	0	0	0	2276
17	504	1881	-18	2403	0	0	0	0	-	-	0	0	0	2403
18	486	1939	0	2425	0	0	0	0	-	-	0	0	0	2425
19	666	1791	-50	2507	0	0	0	0	-	-	0	0	0	2507
20	758	1881	12	2627	0	0	0	0	-	-	0	0	0	2627
21	928	1705	26	2607	0	0	0	0	-	-	0	0	0	2607
22	869	1686	-44	2599	0	0	0	0	-	-	0	0	0	2599
23	520	1974	3	2491	0	0	0	0	-	-	0	0	0	2491
24	513	1844	-56	2413	0	0	0	0	-	-	0	0	0	2413

J.E.
SLDC Dehradun

Name & Designation
Contact No.

A.E.
SLDC Dehradun


Kind Attn.: MD, UPCL, Urja Bhawan Dehradun.

Rostering Details in Uttarakhand State

Date : 16.05.2026

S.No	Rostering Area	load in MW	Schedule MW	Freq. (Hz.)	Actual Rostering Time (Hrs.)		Duration Hrs:min	MW	MWH	Reason of Rostering	
					From	To					
				NIL						As per UPCL	
Total MWH								0			
TRANSMISSION CONSTRAINT/PREVENTIVE MAINTENANCE REPAIR											
S.No	Name of S/s	Transmission constraint	Reason	Time hrs. From	To	Duration Hrs:min	MW	MWH	Affected Area		
Total								0			
DISTRIBUTION CONSTRAINT/PREVENTIVE MAINTENANCE REPAIR											
S.No	Name of S/s	Transmission constraint	Reason	Time hrs. From	To	Duration Hrs:min	MW	MWH	Affected Area		
Total								0			


S.L.B.C. Dehradun


S.L.B.C. Dehradun