


दिनांक :	03.05.2026		दिवस :-	रविवार	
क्रम0 सं0	जनपद का नाम	क्षेत्र	पूर्व दिवस में विद्युत आपूर्ति (घण्टों में)	टिप्पणी	
1.	देहरादून	देहरादून शहर	24.00	-	
		मसूरी	24.00	-	
		ऋषिकेश	24.00	-	
		विकास नगर	24.00	-	
2.	हरिद्वार	हरिद्वार शहर	24.00	-	
		ज्वालापुर शहर	24.00	-	
		भूपतवाला शहर	24.00	-	
		रूड़की शहर	24.00	-	
		स्माल टाउन (गढ़वाल)	24.00	-	
		ग्रामीण / (रूड़की, भगवानपुर, मंगलौर, लक्सर)	24.00	-	
		ग्रामीण /	24.00	-	
3.	नैनीताल	नैनीताल नगर	24.00	-	
		हल्द्वानी नगर	24.00	-	
4.	पौड़ी	पौड़ी एवं श्रीनगर क्षेत्र	24.00	-	
		कोटद्वार क्षेत्र (स्माल टाउन)	24.00	-	
5.	टिहरी	नगर एवं ग्रामीण क्षेत्र	24.00	-	
6.	उत्तरकाशी	नगर एवं ग्रामीण क्षेत्र	24.00	-	
7.	चमोली	नगर एवं ग्रामीण क्षेत्र	24.00	-	
8.	रूद्रप्रयाग	नगर एवं ग्रामीण क्षेत्र	24.00	-	
9.	उधमसिंह नगर	काशीपुर क्षेत्र	24.00	-	
		रूद्रपुर क्षेत्र	24.00	-	
		रूद्रपुर क्षेत्र	24.00	-	
		(स्माल टाउन कुमाऊ)	24.00	-	
		ग्रामीण क्षेत्र (किच्छा, काशीपुर, बाजपुर, जसपुर)	24.00	-	
		ग्रामीण क्षेत्र	24.00	-	
		ग्रामीण क्षेत्र कुमा / (अतिरिक्त खटीमा)	24.00	-	
10.	चम्पावत	नगर एवं ग्रामीण क्षेत्र	24.00	-	
11.	अल्मोडा	नगर एवं ग्रामीण क्षेत्र	24.00	-	
12.	पिथौरागढ़	नगर एवं ग्रामीण क्षेत्र	24.00	-	
13.	बागेश्वर	नगर एवं ग्रामीण क्षेत्र	24.00	-	
14.	उत्तराखण्ड के सभी जनपद (गढ़वाल / कुमाऊ)	स्टील फर्नेस पोषक गढ़वाल / कुमाऊ	24.00	24.00	-
		विरल औद्योगिक पोषक सिडकुल पंतनगर	24.00	-	-
		विरल औद्योगिक पोषक सिडकुल	24.00	-	-
		विरल औद्योगिक पोषक सिडकुल / हरिद्वार	24.00	-	-
		विरल औद्योगिक पोषक गढ़वाल / कुमाऊ	24.00	24.00	-
		शेष स्वतन्त्र औद्योगिक पोषक	24.00	-	
15.	कटौती मुक्त क्षेत्र उपाकालि निर्देशानुसार -				

ध्यानाकर्षण -

1. एन0आर0एल0डी0सी0, नई दिल्ली के सुझाव पर एवं उत्तराखण्ड पावर कॉरपोरेशन के उच्च अधिकारियों के निर्देशानुसार क्रम आवृत्ति पर ओवरड्रॉल रोकने हेतु राज्य पोषको तथा औद्योगिक पोषकों की आपात कटौती कराई गयी, जिसका विवरण ऊपर तालिका में अंकित है।


 अधीक्षण अभियन्ता / अधिशासी अभियन्ता / सहाय अभियन्ता (प्रा0भा0नि0के0)

दिनांक: 03.05.2026	दिवस :	रविवार	
A1 उत्पादन उ०ज०वि०नि०	12.782	मि०यू०	
A2 उत्पादन मिलंगना	0.452	मि०यू०	
A3 उत्पादन (श्ररावन्ती)	0.000	मि०यू०	
A4 उत्पादन गामा	0.000	मि०यू०	
A5 उत्पादन सोलर	0.609	मि०यू०	
A6 शुगर मिल	0.000	मि०यू०	
कुल उत्पादन	13.843	मि०यू०	
(उ०ज०वि०नि० एवं मिलंगना की दैनिक उत्पादन रिपोर्ट के अनुसार)			
	मि०यू०	मे० वाट	
A BHPL Goa_State	-0.294	-10.50	
B हिमांचल का अंश	-0.852	-35.50	
C MP_State	0.000	0.00	
D TEHRIPSP	-1.157	0.00	
E अल्कनन्दा के उत्पादन का अंश	0.196	8.15	
F APL_Raigarh_TPP (Medium Term Power Purchase)	3.420	0.00	
G बुधहिल के उत्पादन का अंश	0.466	27.23	
H JPL 2 (Medium Term Power Purchase)	2.712	144.06	
I NUPPL_UP	0.169	7.03	
J MBMP	0.138	0.00	
K JPNIGRIE_JNSTPP	0.000	0.00	
L KHURJA_STPP_UP	1.350	56.25	
M MEJA	0.674	28.10	
N NWHPS_SJVN	0.073	3.14	
O RKM_POWER	0.000	0.00	
P सिंगोली के उत्पादन का अंश	0.086	7.68	
Q CSEB_State	0.090	0.00	
R उ०प्र० से विष्णुप्रयाग	0.301	12.55	
Total GNA	7.372	248.19	
Total Share from U.P.	1.17	48.80	
अंश के अनुरूप केन्द्र द्वारा आवंटित शुद्ध ऊर्जा [ISGS]	17.651	1079.70	
कुल उपलब्धता	43.459	मि०यू०	
1 मांग की पूर्ति	40.055	मि०यू०	
2 आकस्मिक कटौती	0.083	मि०यू०	
3 कुल मांग (i+ii)	40.138	मि०यू०	
शेष उपलब्धता (+)/केन्द्र से की गयी मांग के अतिरिक्त किया गया आयात (-)	3.404	मि०यू०	
Average Frequency	50.03	Hz	
Details of Generation, Demand & Drawl from CSGS during Day & at Peak Hour			
S.No.	Details	During Day (MU)	During Peak Demand: 20:00 hrs. (MW)
E1	Initial Entitlement as per share	19.894	1128.28
E2	Final Entitlement	17.651	1079.70
OA -PX			
1	Power TO IEX (DAM)	-1.361	-321.00
2	POWER TO RTM-IEX	-6.217	-500.00
3	Power To GDAM IEX	-0.084	-5.20
4	Power From DAM IEX(UPCL)	0.000	0.00
5	Power from RTM(UPCL)	0.000	0.00
6	Power From GDAM IEX	0.000	0.00
Short Term Open Access Consumers			
1	Power from DAM IEX	0.780	53.78
2	Power from RTM	1.678	94.31
	Total	2.457	148.09
	Net Total (DAM)	-0.581	-267.22
	Net Total (RTM)	-4.539	-405.69
	Net Total (GDAM)	-0.084	-5.20
	Grand Total (OA-PX)	-5.204	-678.11

AE, SDC


Power From REMC (OA - REMC)			
a	AAPL_BKN2/RKCW12345/North-North/ NR/2026/42543/A/167191	0.072	0.00
b	AAPL_BKN2/RKCW12345/North-North/ NR/2026/42543/A/166866	0.000	0.00
b	AAPL_BKN2/RKCW12345/North-North/ NR/2026/41273/A/164689	0.000	0.00
c	ACL_PSS4_KPS1_HS/ ACLR West-North NR/2026/42619/C	0.000	0.00
c	AGE25BL_PSS9_KPS1_HS ASAHI_HARIDWAR West-North/ NR/2026/42721/A/166944	0.004	0.00
d	AGE25BL_PSS9_KPS1_HW ASAHI_HARIDWAR West-North/ NR/2026/42722/A/166942	0.035	1.92
e	SECI_Trader/GADAG_RSPL_W/South-East-North/ GNARE/SR/2025/01/16/1345	0.489	25.25
f	HIRIYUR_ZREPL_W/LINDEINDIA12/South-East-North GNARE/SR/2025/05/04/6057	0.018	7.20
g	KOPPAL_RenewRoshni_W South-West-North SR/16032024/15032049/IN-DL3566747016552T Date 12-10-2021	0.612	54.75
h	OVEPL_BKN2 GALWALIA2021 UTTARAKHAND /North-North/ NR/2026/42542/A/166835	0.139	0.00
i	OVEPL_BKN2/KASHI2021/North-North/ NR/2026/42533/A/166832	0.121	0.00
j	RSRPL_BESS_FTG3/North-North/ GNARE/NR/2025/11/12/4665	0.000	0.00
k	RSRPL_FTG3North-North NR/11042024/10042049/IN-DL3566747016552T Date 12.10.2021	0.694	0.00
l	RSRPL_GHTND_klm_W/West-North/ GNARE/WR/2025/09/05/3681	0.112	0.00
m	RSVPL_FTG3North-NorthNR/31032024/31032049/IN-DL35671275918866T Date12-10-2021	0.761	0.00
n	SGEL_BKN2 North-NorthGNARE/NR/2025/04/02/5666	1.364	0.00
o	SRI4PL_BKN2 HZLP North-North/ NR/2026/42702/A/167211	0.024	0.00
u	TSESOPL_BKN2/LBCPPL_HARIDWAR /North-North/ NR/2026/41335/A/165899	0.000	0.00
p	TSESOPL_BKN2_ALPLAIPL_UP /North-North/ NR/2026/42477/A/166529	0.000	0.00
q	TSESOPL_BKN2 HARIDWAR/North-North NR/2026/41405/A/165909	0.000	0.00
Total		4.445	89.12
Bilateral Transactions (OA - TGNA)			
a	APL_Raigarh_TPP West-North/ NR/2026/42555/A/166889/ Medium Term Power	3.253	336.14
b	ILFS South-West-North NR/2026/42537/A/166319	0.922	38.42
c	ITC2018 South-West-North NR/2026/42569/A/167009	0.014	0.96
e	ITC22018 South-West-North NR/2026/42571/A/167010	0.007	1.15
f	MBMP West-North NR/2026/42536/A/166320	0.392	22.09
g	MBMP West-North NR/2026/42548/A/166420	0.507	21.13
h	CSEB_State SKSIPL West-North/ NR/2026/42646/A/166768	0.256	14.41
i	PXIL/CSEB_Beneficiary CSEB_State WR/2026/42874/C North-East/WR/2026/42810/C	0.000	0.00
Total (TGNA)		5.352	434.30
Total Medium Term Power		3.253	336.140
Net Schedule		29.616	1173.20
J	Actual Drawl(as per hourly data sheet)	26.212	1273.00
Surplus(+)/Short(-) (I-J)		3.404	-99.80
A1	Generation of UJVNL	12.782	855.00
A2	Generation of Bhilangana Hydro Project	0.452	18.00
A3	Generation From (SEPL) (open access)	0.000	0.00
A4	Generation of GAMA	0.000	0.00
A5	Generation of SOLAR	0.609	0.00
A6	Generation of SUGAR Mill	0.000	0.00
Total Generation of Uttarakhand		13.843	873.00
Demand of Uttaranchal		40.055	2146.00
Load Shedding		0.083	0.00
Unrestricted Demand of Uttarakhand		40.138	2146.00


 अधीक्षण अभियन्ता / अधिशासी अभियन्ता / सहाय अभियन्ता (प्राथमिक)

DETAILS OF POWER INJECT & DRAWL				
Sno	Collective Transactions (OA-PX)			
1	Power TO IEX (DAM)	0.00 से 24.00 बजे	0.00	Max MW
			-402.00	Min MW
		कुल ऊर्जा	-1.36050	MU
1	Power From IEX (DAM)	0.00 से 24.00 बजे	53.78	Max MW
			0.00	Min MW
		कुल ऊर्जा	0.77956	MU
2	Power To RTM - IEX	0.00 से 24.00 बजे	0.00	Max MW
			-650.00	Min MW
		कुल ऊर्जा	-6.2167	MU
3	Power From RTM- IEX	0.00 से 24.00 बजे	94.31	Max MW
			33.13	Min MW
		कुल ऊर्जा	1.67753	MU
4	Power To GDAM IEX	0.00 से 24.00 बजे	0.00	Max MW
			-11.20	Min MW
		कुल ऊर्जा	-0.08415	MU
5	Power From GDAM IEX	0.00 से 24.00 बजे	0.00	Max MW
			0.00	Min MW
		कुल ऊर्जा	0.0000	MU
9	Power From REMC (OA - REMC)			
a	AAPL_BKN2/RKCW12345/North-North/ NR/2026/42543/A/167191	0.00 से 24.00 बजे	8.00	Max MW
			0.00	Min MW
		कुल ऊर्जा	0.07200	MU
b	AAPL_BKN2/RKCW12345/North-North/ NR/2026/42543/A/166866	0.00 से 24.00 बजे	0.00	Max MW
			0.00	Min MW
		कुल ऊर्जा	0.00000	MU
c	AAPL_BKN2/RKCW12345/North-North/NR/2026/41273/A/164689	0.00 से 24.00 बजे	0.00	Max MW
			0.00	Min MW
		कुल ऊर्जा	0.00000	MU
c	ACL_PSS4_KPS1_HS/ ACLR West-North NR/2026/42619/C	0.00 से 24.00 बजे	0.00	Max MW
			0.00	Min MW
		कुल ऊर्जा	0.00000	MU
d	AGE25BL_PSS9_KPS1_HS ASAHI_HARIDWAR West-North/ NR/2026/42721/A/166944	0.00 से 24.00 बजे	1.15	Max MW
			0.00	Min MW
		कुल ऊर्जा	0.00441	MU
d	AGE25BL_PSS9_KPS1_HW ASAHI_HARIDWAR West-North/NR/2026/42722/A/166942	0.00 से 24.00 बजे	1.92	Max MW
			0.12	Min MW
		कुल ऊर्जा	0.03474	MU
e	SECI_Trader/GADAG_RSPPL_W/South-East-North/GNARE/SR/2025/01/16/1345	0.00 से 24.00 बजे	41.25	Max MW
			0.00	Min MW
		कुल ऊर्जा	0.48906	MU
f	HIRIYUR_ZREPL_W/LINDEINDIA12/South-East-North GNARE/SR/2025/05/04/6057	0.00 से 24.00 बजे	7.20	Max MW
			0.00	Min MW
		कुल ऊर्जा	0.01820	MU
g	KOPPAL_RenewRoshni_W South-West-North SR/16032024/15032049/IN-DL3566747016552T Date 12-10-2021	0.00 से 24.00 बजे	55.00	Max MW
			0.00	Min MW
		कुल ऊर्जा	0.61152	MU
h	OVEPL_BKN2 GALWALIA2021 UTTARAKHAND /North-North/NR/2026/42542/A/166835	0.00 से 24.00 बजे	13.50	Max MW
			0.00	Min MW
		कुल ऊर्जा	0.13888	MU
i	OVEPL_BKN2/KASHI2021/North-North/ NR/2026/42533/A/166832	0.00 से 24.00 बजे	12.00	Max MW
			0.00	Min MW
		कुल ऊर्जा	0.12125	MU

Ruaz
45, 50e

j	RSRPL_BESS_FTG3/North-North/ GNARE/NR/2025/11/12/4665	0.00 से 24.00 बजे	0.00	Max MW
			0.00	Min MW
		कुल ऊर्जा	0	MU
k	RSRPL_FTG3North-North NR/11042024/10042049/IN-DL3566747016552T Date 12.10.2021	0.00 से 24.00 बजे	80.00	Max MW
			0.00	Min MW
		कुल ऊर्जा	0.69427	MU
l	RSRPL_GHTND_klm_W/West-North/ GNARE/WR/2025/09/05/3681	0.00 से 24.00 बजे	22.81	Max MW
			0.00	Min MW
		कुल ऊर्जा	0.112105	MU
m	RSVPL_FTG3North-NorthNR/31032024/31032049/IN-DL35671275918866T Date12-10-2021	0.00 से 24.00 बजे	96.90	Max MW
			0.00	Min MW
		कुल ऊर्जा	0.76121	MU
n	SGEL_BKN2 North-NorthGNARE/NR/2025/04/02/5666	0.00 से 24.00 बजे	177.60	Max MW
			0.00	Min MW
		कुल ऊर्जा	1.36387	MU
o	SRI4PL_BKN2 HZLP North-North/NR/2026/42702/A/167211	0.00 से 24.00 बजे	2.00	Max MW
			0.00	Min MW
		कुल ऊर्जा	0.02350	MU
u	TSESOPPL_BKN2/LBCPPL_HARIDWAR /North-North/NR/2026/41335/A/165899	0.00 से 24.00 बजे	0.00	Max MW
			0.00	Min MW
		कुल ऊर्जा	0.00000	MU
p	TSESOPPL_BKN2_ALPLAIPPL_UP /North-North/ NR/2026/42477/A/166529	0.00 से 24.00 बजे	0.00	Max MW
			0.00	Min MW
			0.00000	MU
q	TSESOPPL_BKN2 HARIDWAR/North-North NR/2026/41405/A/165909	0.00 से 24.00 बजे	0.00	Max MW
			0.00	Min MW
		कुल ऊर्जा	0.00000	MU
10	Power From (OA-TGNA)			
a	APL Raigarh_TPP West-North/NR/2026/42555/A/166889/Medium Term Power Purchase)	0.00 से 24.00 बजे	135.56	Avg. MW
		कुल ऊर्जा	3.2534	MU
b	ILFS South-West-NorthNR/2026/42537/A/166319	0.00 से 24.00 बजे	38.42	Avg. MW
		कुल ऊर्जा	0.9221	MU
c	ITC2018 South-West-North NR/2026/42569/A/167009	0.00 से 24.00 बजे	0.60	Avg. MW
		कुल ऊर्जा	0.0144	MU
d	ITC22018 South-West-North NR/2026/42571/A/167010	0.00 से 24.00 बजे	0.31	Avg. MW
		कुल ऊर्जा	0.0075	MU
e	MBMP West-North NR/2026/42536/A/166320	0.00 से 24.00 बजे	16.34	Avg. MW
		कुल ऊर्जा	0.3921	MU
f	MBMP West-North NR/2026/42548/A/166420	0.00 से 24.00 बजे	21.13	Avg. MW
		कुल ऊर्जा	0.5071	MU
g	CSEB_State SKSIPL West-North/NR/2026/42646/A/166768	0.00 से 24.00 बजे	10.66	Avg. MW
		कुल ऊर्जा	0.2558	MU


 AE
 SLDC Dehra Dun

Daily Uttarakhand State Power Demand & Availability statement (in MW)

Date : **03.05.2026**

Duration (Hrs.)	Demand Met	Power Availability					Total Power Supplied	Balance Power Availability	Rostering/ Load shading	Repair & Maintenance in Transmission system/ (UJVNL/UP CL	Transmission Constraint	Total	Shortage	Frequency (Hz.)
		STATE Gen.	Centre		Total Availability	Drawl								
			Availability	Drawl										
1	2	3	4	5	6=3+4	7=3+5	8=(6-7)	9	10	11	12	13 (11-8)	14	
1	1998	763	1290	1235	2053	1998	55	0	0	0	0	-55	49.97	
2	1940	729	1236	1211	1965	1940	25	0	0	0	0	-25	50.00	
3	1902	605	1292	1297	1897	1902	-5	0	0	0	0	5	50.05	
4	1808	585	1256	1223	1841	1808	33	0	0	0	0	-33	50.08	
5	1832	543	1347	1289	1890	1832	58	0	0	0	0	-58	50.05	
6	1782	541	1532	1241	2073	1782	291	0	0	0	0	-291	50.08	
7	1914	522	1221	1392	1743	1914	-171	0	0	0	0	171	49.89	
8	1840	545	1417	1295	1962	1840	122	0	0	0	0	-122	50.26	
9	1700	465	1277	1235	1742	1700	42	0	0	0	0	-42	50.24	
10	1290	492	1190	798	1682	1290	392	0	0	0	0	-392	50.08	
11	1435	518	1226	917	1744	1435	309	0	0	0	0	-309	49.94	
12	1461	522	1226	939	1748	1461	287	0	0	0	0	-287	50.02	
13	1198	470	1228	728	1698	1198	500	0	0	0	0	-500	49.92	
14	1163	463	1220	700	1683	1163	520	0	0	0	0	-520	50.02	
15	1311	437	921	874	1358	1311	47	0	0	0	0	-47	50.10	
16	1496	512	958	984	1470	1496	-26	0	0	0	0	26	49.94	
17	1669	543	1036	1126	1579	1669	-90	0	0	0	0	50	49.98	
18	1734	497	1238	1237	1735	1734	1	0	0	0	0	-1	50.10	
19	1930	815	1079	1115	1894	1930	-36	0	0	0	0	36	50.02	
20	2146	873	1173	1273	2046	2146	-100	0	0	0	0	100	50.00	
21	2092	642	1347	1450	1989	2092	-103	0	0	0	0	103	50.02	
22	2006	642	1344	1364	1986	2006	-20	0	0	0	0	20	50.08	
23	1907	485	1450	1422	1935	1907	28	0	0	0	0	-28	50.02	
24	1872	496	1331	1376	1827	1872	-45	0	0	0	0	45	50.05	

Riaz
A.E

SLDC, Dehradun

Daily Hourly Demand Report
(All Figures In MW)

Date : 03.05.2026

Time	Total Generation from Internal resources (Ex-Bus) (A)	Implemented Drawal Schedule at State periphery (B)	Deviation From Schedule (C)	Total Met (D=A+B-C)	Notified/Predicted power cuts (E1)	Emergency load shedding instructed by SLDC (E2)	Repair & Maintenance in Transmission system (E3)(U/V/N/L/UP-CL)	Transmission Constraint (E4)	Repair & Maintenance in Distribution system (E5)	Distribution Constraint (E6)	Financial Constraints (E7)	Any Other Reason (Please specify) (E8) As per UPCL	Total (E=E1+E2+E3+E4+E5+E6+E7+E8) As per UPCL	Unrestricted Demand (F=D+E)
Hour														
1	763	1290	55	1998	0	0	0	0	-	-	0	0	0	1998
2	729	1236	25	1940	0	0	0	0	-	-	0	0	0	1940
3	605	1292	-5	1902	0	0	0	0	-	-	0	0	0	1902
4	585	1256	33	1808	0	0	0	0	-	-	0	0	0	1808
5	543	1347	58	1832	0	0	0	0	-	-	0	0	0	1832
6	541	1532	291	1782	0	0	0	0	-	-	0	0	0	1782
7	522	1221	-171	1914	0	0	0	0	-	-	0	0	0	1914
8	545	1417	122	1840	0	0	0	0	-	-	0	0	0	1840
9	465	1277	42	1700	0	0	0	0	-	-	0	0	0	1700
10	492	1190	392	1290	0	0	0	0	-	-	0	0	0	1290
11	518	1226	309	1435	0	0	0	0	-	-	0	0	0	1435
12	522	1226	287	1461	0	0	0	0	-	-	0	0	0	1461
13	470	1228	500	1198	0	0	0	0	-	-	0	0	0	1198
14	463	1220	520	1163	0	0	0	0	-	-	0	0	0	1163
15	437	921	47	1311	0	0	0	0	-	-	0	0	0	1311
16	512	958	-26	1496	0	0	0	0	-	-	0	0	0	1496
17	543	1036	-90	1669	0	0	0	0	-	-	0	0	0	1669
18	497	1238	1	1734	0	0	0	0	-	-	0	0	0	1734
19	815	1079	-36	1930	0	0	0	0	-	-	0	0	0	1930
20	873	1173	-100	2146	0	0	0	0	-	-	0	0	0	2146
21	642	1347	-103	2092	0	0	0	0	-	-	0	0	0	2092
22	642	1344	-20	2006	0	0	0	0	-	-	0	0	0	2006
23	485	1450	28	1907	0	0	0	0	-	-	0	0	0	1907
24	496	1331	-45	1872	0	0	0	0	-	-	0	0	0	1872

J.E
SLDC Dehradun

Name & Designation
Contact No.

A.E.
SLDC Dehradun

Date : 03.05.2026


S.No.	Name of Power House from C.S.G.S.	Initial Entitlement (MU)	Power Surrendered (MU)	Final Entitlement (MU)	Final Drawl in MW at Peak Hour	
1	ANTA_CRF	0.4678		ANTA_CRF	0.0000	0.00
2	ANTA_GF	0.0000		ANTA_GF	0.0000	0.00
3	ANTA_LF	0.0000		ANTA_LF	0.0000	0.00
4	ANTA_RF	0.0000		ANTA_RF	0.0000	0.00
5	AURY_CRF	0.7674		AURY_CRF	0.0000	0.00
6	AURY_GF	0.0000		AURY_GF	0.0000	0.00
7	AURY_LF	0.0000		AURY_LF	0.0000	0.00
8	AURY_RF	0.0000		AURY_RF	0.0000	0.00
9	BSIUL	0.0000		BSIUL	0.0000	0.00
10	CHAMERA1	0.1805		CHAMERA1	0.1670	18.48
11	CHAMERA2	0.0809		CHAMERA2	0.0656	4.51
12	CHAMERA3	0.1714		CHAMERA3	0.1636	12.42
13	DADRI_CRF	0.8716		DADRI_CRF	0.0000	0.00
14	DADRI_GF	0.0000		DADRI_GF	0.0000	0.00
15	DADRI_LF	0.0000		DADRI_LF	0.0000	0.00
16	DADRI_RF	0.0000		DADRI_RF	0.0000	0.00
17	DADRT2	0.0912		DADRT2	0.0273	1.00
18	DHAULIGNGA	0.3839		DHAULIGNGA	0.2909	46.08
19	DULHASTI	0.3649		DULHASTI	0.4178	19.93
20	Darlipali_NTPC	0.0000		Darlipali_NTPC	0.0000	0.00
21	FSTPP_III	0.0000		FSTPP_III	0.0000	0.00
22	JHAJJAR	0.2182		GADARWARA	0.2674	11.19
23	KGSU1AND2	0.0000		GANDHAR_APM	0.0000	0.00
24	KGSU3AND4	0.0000		GANDHAR_CRF	0.0000	0.00
25	KHSTPP_I	0.0000		GANDHAR_NAP	0.0000	0.00
26	KHSTPP_II	0.6346		GANDHAR_RLNG	0.0000	0.00
27	KISHANGANGA	0.1013		JHAJJAR	0.1169	4.80
28	KKNP	0.0000		KAPS	0.0401	1.67
29	KKNPPU2	0.0000		KAPS_34	0.2131	8.88
30	KOLDAM	0.2630		KAWAS_APM	0.0000	0.00
31	KOTESHWR	0.4824		KAWAS_CRF	0.0007	0.03
32	KUDGI	0.0000		KAWAS_LF	0.0000	0.00
33	MANGDECHU	0.0000		KAWAS_NAPM	0.0000	0.00
34	MAPS	0.0000		KAWAS_RLNG	0.0000	0.00
35	NAPP	0.2323		KGSU1AND2	0.0000	0.00
36	NJPC	0.0844		KGSU3AND4	0.0000	0.00
37	NLCEXP	0.0000		KHARGONE	0.2215	9.23
38	NLCIIST1	0.0000		KHSTPP_I	0.0000	0.00
39	NLCIIST2	0.0000		KHSTPP_II	0.4751	25.39
40	NLCTS2EXP	0.0000		KISHANGANGA	0.0975	4.11
41	NNTPP	0.0000		KKNP	0.0000	0.00
42	NTPL	0.0000		KKNPPU2	0.0000	0.00
43	PARBATI2	0.0971		KOLDAM	0.2627	49.98
44	PARBATI3	0.1003		KOTESHWR	0.4633	41.49
45	RAMPUR	0.3128		KSTPS12	0.2321	9.67
46	RAPPB	0.0000		KSTPS7	0.0847	3.53
47	RAPPC	0.5381		KUDGI	0.0000	0.00
48	RAPPD	0.5028		LARA	0.2662	11.09
49	RIHAND1	0.9583		MANGDECHU	0.0000	0.00
50	RIHAND2	0.8623		MAPS	0.0000	0.00
51	RIHAND3	0.9809		MOUDA1	0.1224	5.10
52	RSTPSU1TO6	0.0000		MOUDA2	0.2208	9.20
53	RSTPSU7	0.0000		NAPP	0.2232	9.30
54	SALAL	0.1282		NJPC	0.1056	12.01
55	SASAN	1.8612		NLCEXP	0.0000	0.00
56	SEWA2	0.1570		NLCIIST1	0.0000	0.00

Rwan
At side

57	SIMHST1	0.0000	NLCIIST2	0.0000	0.00
58	SIMHST2	0.0000	NLCTS2EXP	0.0000	0.00
59	SINGRAULI	2.3263	NNTPP	0.0000	0.00
60	SINGRAULI_HYDRO	0.0014	NTPL	0.0000	0.00
61	TALST2	0.0000	PARBATI2	0.1132	19.83
62	TANAKPUR	0.1022	PARBATI3	0.1185	13.45
63	TANDA2	0.9353	RAMPUR	0.3913	44.50
64	TEHRI	0.9958	RAPPB	0.0000	0.00
65	TEHRIPSP	0.9867	RAPPC	0.5167	21.53
66	TelanganaSTPP	0.0000	RAPPD	0.4829	20.12
67	UNCHAHAAR1	0.7894	RIHAND1	0.7485	38.35
68	UNCHAHAAR2	0.3607	RIHAND2	0.6715	34.51
69	UNCHAHAAR3	0.2993	RIHAND3	0.7698	39.25
70	UNCHAHAAR4	0.7318	RSTPSU1TO6	0.0000	0.00
71	URI	0.4037	RSTPSU7	0.0000	0.00
72	URI2	0.0669	SALAL	0.1017	3.83
73	VALLURNTECL	0.0000	SASAN	1.4468	74.48
74		0.0000	SEWA2	0.0824	6.82
75		0.0000	SIMHST1	0.0000	0.00
76		0.0000	SIMHST2	0.0000	0.00
77		0.0000	SINGRAULI	1.7587	93.09
78		0.0000	SINGRAULI_H	0.0014	0.06
79		0.0000	SIPAT1	0.3322	13.84
80		0.0000	SIPAT2	0.1409	5.87
81		0.0000	SOLAPUR	0.2215	9.23
82		0.0000	TALST2	0.0000	0.00
83		0.0000	TANAKPUR	0.0873	0.91
84		0.0000	TANDA2	0.5667	36.24
85		0.0000	TAPS_II	0.1078	4.49
86		0.0000	TEHRI	0.9575	64.03
87		0.0000	TEHRIPSP	0.9476	109.87
88		0.0000	TelanganaSTF	0.0000	0.00
89		0.0000	UNCHAHAAR1	0.4917	17.41
90		0.0000	UNCHAHAAR2	0.2302	9.86
91		0.0000	UNCHAHAAR3	0.1722	6.59
92		0.0000	UNCHAHAAR4	0.4797	16.18
93		0.0000	URI	0.3878	16.51
94		0.0000	URI2	0.0871	10.80
95		0.0000	VALLURNTEC	0.0000	0.00
96		0.0000	VSTPS1	0.1639	6.93
97		0.0000	VSTPS2	0.1380	5.75
98		0.0000	VSTPS3	0.1390	5.80
99		0.0000	VSTPS4	0.1676	6.99
100		0.0000	VSTPS5	0.0837	3.49
	Total	19.89423	0.00000	17.65084	1079.70

INSTRUCTIONS ISSUED BY HIGHER AUTHORITIES, IF ANY:-

All the Grid disturbances & contingencies are being informed to higher authorities and corrective actions are being taken as per their directions to safeguard the grid


A.E
SLDC DEHRADUN

Kind Attn.: MD, UPCL, Urja Bhawan Dehradun.

Date : 03.05.2026

Rostering Details in Uttarakhand State

S.No	Rostering Area	load in MW	Schedule MW	Freq. (Hz.)	Actual Rostering Time (Hrs.)		Duration Hrs:min	MW	MWH	Reason of Rostering
					From	To				
				NIL						As per UPCL
Total MWH								0		
TRANSMISSION CONSTRAINT/PREVENTIVE MAINTENANCE REPAIR										
S.No	Name of S/s	Transmission constraint	Reason	Time hrs.		Duration Hrs:min		MW	MWH	Affected Area
1	220 KV Substation Pantnagar	220 kv S/s Pantnagar,Jafferpur & 132 KV S/s Rudrapur & Kiccha	Due to tripping of 220 kv Pantnagar- Bareilly line,220 kv Kashipur- Jafferpur line 220 kv Kashipur- Pantnagar line 220 kv Pantnagar- Jafferpur line 132 kv Rudrapur- Kiccha line	5:18	5:42	0:24	130	52	Pantnagar	
2	220 KV Substation Jafferpur			5:18	5:45	0:27	27	12	Jafferpur	
3	132 KV Substation Rudrapur			5:18	5:42	0:24	23	9	Rudrapur	
4	132 KV Substation Kiccha			5:18	5:59	0:41	15	10	Kiccha	
Total								83		
DISTRIBUTION CONSTRAINT/PREVENTIVE MAINTENANCE REPAIR										
S.No	Name of S/s	Transmission constraint	Reason	Time hrs.		Duration Hrs:min		MW	MWH	Affected Area
Total								0		

J.E
SLDC, Dehradun

(Signature)
J.E
SLDC, Dehradun