



Uttarakhand Electricity Regulatory Commission

'Vidyut Niyamak Bhawan',

Near ISBT, PO- Majra, Dehradun-248171

PH. 0135-2641115 FAX- 2641314 Website www.uerc.gov.in E-mail- secy.uerc@gov.in

No. UERC/6/TF/502/Misc. App. No. 77 of 2018/1227

Date: 06-December, 2018

To,

Managing Director,
Power Transmission Corporation of Uttarakhand Ltd.,
Vidyut Bhawan, Majra,
Dehradun

Sub.: Petition for approval of True-up for FY 2017-18, Annual Performance Review (APR) for FY 2018-19 and Aggregate Revenue Requirement (ARR) for Control Period from FY 2019-20 to FY 2021-22 of PTCUL.

Sir,

This is with reference to your Petition dated 30.11.2018 on the above-mentioned subject. In this regard, certain deficiencies/shortcomings have been observed which are enclosed as Annexure-A. You are required to submit the point-wise replies duly quoting titles/sub-titles and Sl. No. identical with the deficiencies referred to in enclosed Annexure-A. You are required to submit your reply on the same latest by 12.12.2018 in seven copies alongwith soft copy of the reply accompanied with an affidavit so that your application may be put up before the Commission for admission.

Yours Sincerely,

Encl: As above.


(Neera) Sati
Secretary

Annexure-A

Petition for true up for FY 2017-18, Annual Performance Review (APR) for FY 2018-19 and Aggregate Revenue Requirement (ARR) for Control Period from FY 2019-20 to FY 2021-22 for PTCUL

Preliminary information required for admission of Petition

A. Excel Forms Related

1. PTCUL has submitted the excel formats along with its MYT Petition for the Control Period from FY 2019-20 to FY 2021-22. Some of the Forms are not duly filled as shown in the table below:

Form	Description	Shortcoming
1	Aggregate Revenue Requirement	The details for current year (2018-19) have not been furnished separately for Apr-Sept (Actual) and Oct-Mar (Estimated)
2	Return on Equity	The details for current year (2018-19) have not been furnished separately for Apr-Sept (Actual) and Oct-Mar (Estimated)
3	Details of Transmission Lines and Sub-Stations	Complete details not furnished in the specified format
6	Income from investments, Non-tariff income and Other Business	The details for current year (2018-19) have not been furnished for Oct-Mar (Estimated)
8	Operations and Maintenance Expenses	Complete details not furnished for FY 2012-13 to FY 2014-15 in the specified format
8.1	Employee Expenses	The gross expenses and capitalized expenses need to be furnished separately in the specified format
8.3	Administration & General Expenses	The gross expenses and capitalized expenses need to be furnished separately in the specified format
9.5(1) to 9.5(17)	Element wise Break-up of Project/Asset/Element Cost for Transmission System or Communication System	Complete details not furnished in the specified format
9.5(11)	Element wise Break-up of Project/Asset/Element Cost for Transmission System or Communication System: Construction of LILO of 220 kV Rishikesh - Jhajra Line at 220 kV S/s IIP Harrawala	Details furnished in the Form are for GIS S/s IIP Harrawala, Dehradun
9.6	Break-up of	Complete details not furnished in the specified

Form	Description	Shortcoming
	Construction/Supply/Service Packages	format
9.7	Details of elementwise cost of the project	Details not furnished
9.8	Statement of Additional Capitalisation after COD	Details to be furnished separately for works capitalized upto cut-off date and beyond cut-off date
9.9	Financing of Additional Capitalisation	Details not furnished
9B	Incidental Expenditure during Construction	Details not furnished
9C	Statement of De-capitalisation	Complete details not furnished in the specified format
10.1	Statement of Asset wise Depreciation	Complete details not furnished in the specified format
10.2	Statement of Depreciation	Details not furnished
11.1	Statement of Capital Expenditure	Details not furnished
11.2	Statement of Capital Works-in-Progress	Complete details not furnished in the specified format
11.3	Statement of Capital Expenditure & Schedule of Completion of New Schemes	Details not furnished
11.4	Break-up of Scheme-wise Capital Expenditure for New Schemes	Details not furnished
12	Draw Down Schedule for Calculation of IDC & Financing Charges	Details not furnished
14.1	Financial Package upto COD	Details not furnished
15.1	Statement of Outstanding Loans	Complete details not furnished in the specified format
15.3	Calculation of Interest on Normative Loan	Complete details not furnished in the specified format
16	Interest and Finance Charges	The details for current year (2018-19) have not been furnished separately for Apr-Sept (Actual) and Oct-Mar (Estimated)
17	Details of Interest on Working Capital	The details for current year (2018-19) have not been furnished separately for Apr-Sept (Actual) and Oct-Mar (Estimated)
19	Investment Plan	Details not furnished

In this regard, PTCUL is required to submit the duly filled in excel formats. Further, in case of non-applicability of any Format, PTCUL is required to clearly mention reasons in the same.

2. In Form 6 (Income from investments, Non-tariff income and Other Business), the total income from investments, non-tariff income and other business for Apr-Sep (Actual) of FY

2018-19 has been submitted as Rs. 8.40 Crore whereas for the whole year, the same has been submitted as Rs. 3.57 Crore. PTCUL is required to submit the justification for this discrepancy and reconcile the figures.

3. In Form 8 (Operations and Maintenance Expenses), PTCUL has submitted the R&M expenses for Apr-Sep (Actual) and Oct-Mar (Estimated) of FY 2018-19 as Rs. 16.57 Crore and Rs. 8.87 Crore respectively, totaling to Rs. 25.44 Crore. However, the total A&G expenses for FY 2018-19 have been submitted as Rs. 34.20 Crore in the same Form. PTCUL is required to submit the justification for this discrepancy and reconcile the figures.
4. In Form 9C (Statement of De-capitalisation), PTCUL has submitted the de-capitalisation of Rs. 0.31 Crore in FY 2017-18 while the same is submitted as Rs. 0.31 Lakhs in Form 9.1 (Statement of Total Gross Fixed Asset). Similar discrepancy occurs for employee expenses as well. PTCUL is required to submit the justification for this discrepancy and reconcile the figures.

B. True-up for FY 2017-18

5. In Table 14 of the Petition, PTCUL has submitted the actual O&M expenses for FY 2017-18. PTCUL is required to submit the reconciliation of the claimed actual employee, R&M and A&G expenses with the actual expenses as per the audited accounts.

C. APR for FY 2018-19

6. In Table 25 of the Petition, the actual capitalisation for the period April to September 2018 has been submitted as Rs. 109.11 Crore. Whereas, the actual GFA addition as per the half yearly accounts for FY 2018-19 is Rs. 110.27 Crore. PTCUL is required to submit the justification for this discrepancy and reconcile the figures.
7. In Table 25 of the Petition, PTCUL has submitted the capitalisation details for FY 2018-19. For the work "Augmentation of Transformer capacity from 80MVA(2x40MVA) to 100MVA (2x40MVA+1x20MVA) at 132 kV S/S Rudrapur" the actual capitalisation upto September 2018 has been submitted as Rs. 2.43 Crore and the total capitalisation for FY 2018-19 has been submitted as Rs. 0.55 Crore. PTCUL is required to submit the justification for this discrepancy and rectify the same.
8. In Table 26 of the Petition, PTCUL has submitted the proposed capitalisation in second half



of FY 2018-19. In this regard, PTCUL is required to submit the details of physical and financial progress of the works as on November 30, 2018, proposed to be capitalized in second half of FY 2018-19.

D. MYT for FY 2019-20 to FY 2021-22

9. PTCUL is required to furnish the proposed capital expenditure for each year of the Control Period, in Table 43 of the Petition.

E. Revenue from natural ISTS Lines

10. PTCUL submitted that the total amount of Rs. 169.18 Crore has been recovered from PGCIL until March 31, 2018. PTCUL is required to substantiate the same with appropriate computations and supporting documents.

11. PTCUL is required to submit the minutes of its meeting held with CTU on August 20, 2018 for joint reconciliation of ISTS charges disbursed by CTU to PTCUL.

12. PTCUL is required to submit the supporting documents for the refund of Rs. 64.52 Crore made to CTU.

F. ARR for Bhilangana III - Ghansali Line

13. PTCUL has claimed the amount of Rs. 5.33 Crore towards the true up of previous years including carrying cost. However, PTCUL has not submitted any write-up and computations for the same. PTCUL is required to submit the detailed write-up along with computations for the same.

G. Additional information:

14. Submit Income Tax assessment Order of Income Tax Authority for Assessment year 2017-18.

15. As per the Petition Capitalization for FY 2017-18 has been shown as Rs. 94.41 Cr. whereas, the same is shown as Rs. 94.62 Cr. in note 2 to financial statements.

16. Submit supporting documents segregating O&M Expenses charged to UITP and non-UITP schemes.





पावर ट्रांसमिशन कारपोरेशन ऑफ उत्तराखण्ड लि०

(उत्तराखण्ड सरकार का उपक्रम)

निदेशक (परियोजना) कार्यालय

विद्युत भवन, नजदीक-आई०एस०बी०टी० क्रासिंग, सहारनपुर रोड़, माजरा, देहरादून-248002

दूरभाष नं० 0135-2645744 फैक्स नं० 0135-2645753 ई-मेल director_project@ptcul.org

No. 2926 /Dir. (Projects)/PTCUL/ UERC

Date: 12/12/2018

The Secretary
Uttarakhand Electricity Regulatory Commission
"Vidyut Bhawan", P.O. Majra,
Near I.S.B.T. P.O.- Majra
Dehradun (Uttarakhand).

Sub:- Filing of Petition for approval of True-up for FY 2017-18, Annual Performance Review (APR) for FY 2018-19 and Aggregate Revenue Requirement (ARR) for Control Period from FY 2019-20 to FY 2021-22 of PTCUL.

Sir,


Kindly take reference of the Hon'ble Commission's Letter No. UERC/6/TF/502/Misc. App. No. 77 of 2018/1227 dated 06.12.2018 on the above-mentioned subject, vide which certain deficiencies/shortcomings have been observed by Hon'ble UERC and directed PTCUL to submit the point-wise replies duly quoting titles/sub-titles and Sl. No. identical with the deficiencies referred to in enclosed Annexure-A latest by 12.12.2018 in seven copies along with the soft copy of the reply accompanied with an affidavit.

In compliance of the same, PTCUL is submitting herewith the point-wise replies duly quoting titles/sub-titles and Sl. No. identical with the deficiencies in seven copies along with the soft copy of the reply accompanied with an affidavit.

Submitted for kind consideration of Hon'ble Commission.

Thanking you,

Yours faithfully,


(Sanjaya Mittal) 12. XII. 2018
Director (Projects)

Encls: As above.

Cc:- Managing Director, PTCUL, Dehradun for kind information.




सत्यमेव जयते

INDIA NON JUDICIAL Government of Uttarakhand


e-Stamp

Certificate No. : IN-UK93275735872751Q
Certificate Issued Date : 30-Nov-2018 12:43 PM
Account Reference : NONACC (SV)/ uk1204904/ DEHRADUN/ UK-DH
Unique Doc. Reference : SUBIN-UKUK120490488100726549189Q
Purchased by : PTCUL
Description of Document : Article Miscellaneous
Property Description : NA
Consideration Price (Rs.) : 0
(Zero)
First Party : PTCUL
Second Party : NA
Stamp Duty Paid By : PTCUL
Stamp Duty Amount(Rs.) : 10
(Ten only)



ROHIT KUMAR
Stamp Vendor
Court Compound, Dehra Dun.

Please write or type below this line.



Director (Project)
PTCUL Dehradun

Statutory Alert:

1. The authenticity of this Stamp Certificate should be verified at www.shcilestamp.com. Any discrepancy in the details on this Certificate and as available on the website renders it invalid.
2. The onus of checking the legitimacy is on the users of the certificate.
3. In case of any discrepancy please inform the Competent Authority.

Lamy
12-Nov-2018

BEFORE UTTARAKHAND ELECTRICITY REGULATORY COMMISSION

IN THE MATTER OF: Petition for approval of True-up for FY 2017-18, Annual Performance Review (APR) for FY 2018-19 and Aggregate Revenue Requirement (ARR) for Control Period from FY 2019-20 to FY 2021-22 of PTCUL (Reply to Letter No. UERC/6/TF/502/Misc. App. No 77 of 2018/1227 dated 06.12.2018)

AND

IN THE MATTER OF: Power Transmission Corporation of Uttarakhand Ltd.
"Vidyut Bhawan", 132 KV Sub-Station Majra,
Saharanpur Road, Near I.S.B.T Crossing,
Dehradun, Uttarakhand-248002.

..... (Petitioner)

AFFIDAVIT

I, Sanjaya Mittal, S/o Shri Surendra Kumar Mittal, aged about 56 years, working as Director (Projects), Power Transmission Corporation of Uttarakhand, herein after called the deponent do hereby solemnly affirm and state on oath as under:

1. That the deponent is the Director (Projects) of Power Transmission Corporation of Uttarakhand who is authorized as per resolution of the company dated 28.11.2018 and is acquainted with the facts deposed to below.
2. I, the deponent named above do hereby verify that the contents of the paragraph No.-1 of the affidavit and the statements made and data presented in the accompanying petition are true to my personal knowledge and are based on present information/records of the Company and are based on estimation arising from present data/records of the company which I believe to be true and verify that no part of this affidavit is false and nothing material has been concealed.

(Deponent)

Sanjaya Mittal
Director (Projects) 28.11.2018

Power Transmission Corporation of Uttarakhand Limited

Director (Project)
PTCUL Dehradun



I, Prashant Chamoli, Advocate, Dehra Dun, do hereby declare that the person making this affidavit is known to me through the perusal of records and I am satisfied that he is the same person alleging to be deponent himself.

Prashant Chamoli
PRASHANT CHAMOLI
(ADVOCATE)
Reg.No. UA-463/2005
Advocate

Solemnly affirmed before me on this 12 day of December, 2018 by the deponent who has been identified by the aforesaid advocate.

I have satisfied myself by examining the deponent that he understood the contents of the affidavit which has been read over and explained to him. He has also been explained about section 193 of Indian Penal Code that whoever intentionally gives false evidence in any of the proceedings of the Commission or fabricates evidence for purpose of being used in any of the proceedings shall be liable for punishment as per law.

(Notary Public)



This affidavit is sworn before me by
Shri. Sanjay Mittal
who is identified by Prashant Chamoli
at Dehradun on 12/12/18 Adv.
KM. URMILA BHATIA
Advocate & NOTARY, Dehradun.

Response to deficiencies/ shortcomings in Petition for Approval of MYT Petition for PTCUL

Preliminary information required for admission of Petition


A. Excel Forms Related

1. PTCUL has submitted the excel formats along with its MYT Petition for the Control Period from FY 2019-20 to FY 2021-22. Some of the Forms are not duly filled as shown in the table below.


In this regard, PTCUL is required to submit the duly filled in excel formats. Further, in case of non-applicability of any Format, PTCUL is required to clearly mention reasons in the same.

Response

Form	Description	Shortcoming	Response
1	Aggregate Revenue Requirement	The details for current year (2018-19) have not been furnished separately for Apr-Sept (Actual) and Oct-Mar (Estimated)	Since, all components (Such as O&M, RoE) cannot be bifurcated for the two halves of the year, it would not be possible to furnish ARR separately for Apr-Sept (Actual) and Oct-Mar (Estimated)
2	Return on Equity	The details for current year (2018-19) have not been furnished separately for Apr-Sept (Actual) and Oct-Mar (Estimated)	The updated Form has been provided in Annexure -I(A). Since RoE for two halves cannot be added to provide figure for the whole year, the RoE has not been shown separately for two halves.
3	Details of Transmission Lines and Sub-Stations	Complete details not furnished in the specified format	The updated Form with values in Column I has been provided in Annexure -I(B). Since, it would not be feasible to track each asset covered in previous petitions, it would not be feasible to fill column J.
6	Income from investments, Non-tariff income and Other Business	The details for current year (2018-19) have not been furnished for Oct-Mar (Estimated)	The updated Form has been provided in Annexure -I(C). The explanation has been provided in point 2 below.
8	Operations and Maintenance Expenses	Complete details not furnished for FY 2012-13 to FY 2014-15 in the specified format	The updated Form has been provided in Annexure -I(D).
8.1	Employee Expenses	The gross expenses and capitalized expenses need to be furnished separately in the specified format	Since, the expenses for FY 2016-17 and FY 2017-18 are shown net of capitalization, both in P&L and MTB, the net expenses are shown in the format.
8.3	Administration & General Expenses	The gross expenses and capitalized expenses need to be furnished separately in the specified format	Since, the expenses for FY 2016-17 and FY 2017-18 are shown net of capitalization, both in P&L and MTB, the net expenses are shown in the format.
9.5(1) to 9.5(17)	Element wise Break-up of Project/Asset/Element Cost for Transmission System or Communication System	Complete details not furnished in the specified format	PTCUL has attempted best to furnish the information in the said format. The Commission is humbly requested to consider the Petitioner's submission. The Commission may ask specific queries about projects, if any.


 Director (Project)
 PTCUL Dehradun

9.5(11)	Element wise Break-up of Project/Asset/Element Cost for Transmission System or Communication System: Construction of LILO of 220 kV Rishikesh - Jhajra Line at 220 kV S/s IIP Harrawala	Details furnished in the Form are for GIS S/s IIP Harrawala, Dehradun	The updated form 9.5 for the project is provided as Annexure-I(E).
9.6	Break-up of Construction/Supply/Service Packages	Complete details not furnished in the specified format	The information pertaining to taxes and IDC is already provided in respective form 9.5.
9.7	Details of elementwise cost of the project	Details not furnished	It is submitted to the Hon'ble Commission that similar information (Details of Transmission Lines and Sub-Stations) has already been submitted as Form 3. Since the information as in Form 9.7 is not maintained as such, it would be difficult to furnish the same. Hence, the petitioner humbly prays to the Hon'ble commission to consider asset details as in Form 3 instead.
9.8	Statement of Additional Capitalisation after COD	Details to be furnished separately for works capitalized upto cut-off date and beyond cut-off date	The updated Form has been provided in Annexure -I(F)
9.9	Financing of Additional Capitalisation	Details not furnished	The updated Form has been provided in Annexure -I(G)
9B	Incidental Expenditure during Construction	Details not furnished	IEDC for PTCUL is NIL.
9C	Statement of De-capitalisation	Complete details not furnished in the specified format	The updated Form has been provided in Annexure -I(H).
10.1	Statement of Asset wise Depreciation	Complete details not furnished in the specified format	The updated Form has been provided in Annexure -I(I)
10.2	Statement of Depreciation	Details not furnished	It is submitted to the Hon'ble Commission that the asset class wise depreciation has already been submitted as Form 10.1. Since the information as asked in Form 10.2 is not maintained as such, it would be difficult to furnish the same. Hence, the Petitioner humbly prays to the Hon'ble commission to consider the Statement of Asset wise Depreciation as provided in Form instead.
11.1	Statement of Capital Expenditure	Details not furnished	The updated Form has been provided in Annexure -I(J)
11.2	Statement of Capital Works-in-Progress	Complete details not furnished in the specified format	The information further required in the format is not maintained as such. Hence, the Petitioner humbly prays to the Hon'ble Commission to consider the information provided in the format.
11.3	Statement of Capital Expenditure & Schedule of Completion of New Schemes	Details not furnished	The details for proposed projects is already provided in Form 18. Since, the information sought in the format is not available as of now, the Commission is humbly requested to consider the information provided in



 2
 Director (Project)
 PTCUL Dehradun

			Form 18.
11.4	Break-up of Scheme-wise Capital Expenditure for New Schemes	Details not furnished	The details for proposed projects is already provided in Form 18. Since, the information sought in the format is not available as of now, the Commission is humbly requested to consider the information provided in Form 18.
12	Draw Down Schedule for Calculation of IDC & Financing Charges	Details not furnished	It is submitted to the Hon'ble Commission that the asset class capital expenditure has already been submitted as Form 11.1. Also the IDC for relevant projects has been submitted in Form 9.5. Related information has also been submitted in Forms 11.2, 13, 18 and 19. Since the information as in Form 12 is not maintained as such, it would be difficult to furnish the same. Hence, the Petitioner humbly prays to the Hon'ble Commission to consider the Statement of Capital and Details of IDC as provided in Forms 11.1 and Form 9.5 respectively.
14.1	Financial Package upto COD	Details not furnished	The information required in the format is not maintained as such. Hence, the Petitioner humbly prays to the Hon'ble Commission to consider the information provided in the format.
15.1	Statement of Outstanding Loans	Complete details not furnished in the specified format	The updated Form has been provided in Annexure –I(K).
15.3	Calculation of Interest on Normative Loan	Complete details not furnished in the specified format	The updated Form has been provided in Annexure –I(L).
16	Interest and Finance Charges	The details for current year (2018-19) have not been furnished separately for Apr-Sept (Actual) and Oct-Mar (Estimated)	Since the details are available for full year only, it would not be feasible to provide details separately for Apr-Sept (Actual) and Oct-Mar (Estimated)
17	Details of Interest on Working Capital	The details for current year (2018-19) have not been furnished separately for Apr-Sept (Actual) and Oct-Mar (Estimated)	Since, normative values for one half of the year are not available, the same cannot be separately provided for Apr-Sep and Oct-Mar.
19	Investment Plan	Details not furnished	The details have been provided in Form 9A.

2. In Form 6 (Income from investments, Non-tariff income and Other Business), the total income from investments, non-tariff income and other business for Apr-Sep (Actual) of FY 2018-19 has been submitted as Rs. 8.40 Crore whereas for the whole year, the same has been submitted as Rs. 3.57 Crore. PTCUL is required to submit the justification for this discrepancy and reconcile the figures.

Response

In the Form 6, total income accounted under the head "Other Income" (excluding "Other Income-Deferred Revenue Grant") was provided for FY 2017-18 and H1 of FY 2018-19. The Petitioner has submitted in the instant petition that the interest expenses may not be considered as non-tariff income since the interest income is derived on surplus on which the carrying cost is already charged from the Petitioner. Accordingly, the non-tariff income for FY 2017-18 was considered as Rs 8.48 Crore (Rs. 33.21 Crore – Rs. 15.94 Crore – Rs. 8.78 Crore). For FY 2018-19, the non-tariff income is expected to increase by 5% from FY 2017-18 (excluding interest on Income Tax Refund), which results in a figure of Rs. 3.57 Crore. The form has been

Sanjay
 Director (Project)
 PTCUL Dehradun

updated with figures submitted by the Petitioner in the petition. The revised form is being submitted as Annexure –I(C).

3. In Form 8 (Operations and Maintenance Expenses), PTCUL has submitted the R&M expenses for Apr-Sep (Actual) and Oct-Mar (Estimated) of FY 2018-19 as Rs. 16.57 Crore and Rs. 8.87 Crore respectively, totaling to Rs. 25.44 Crore. However, the total A&G expenses for FY 2018-19 have been submitted as Rs. 34.20 Crore in the same Form. PTCUL is required to submit the justification for this discrepancy and reconcile the figures.

Response

The updated Form 8 has been provided in Annexure –I(D).

4. In Form 9C (Statement of De-capitalisation), PTCUL has submitted the de-capitalisation of Rs. 0.31 Crore in FY 2017-18 while the same is submitted as Rs. 0.31 Lakhs in Form 9.1 (Statement of Total Gross Fixed Asset). Similar discrepancy occurs for employee expenses as well. PTCUL is required to submit the justification for this discrepancy and reconcile the figures.

Response

The actual figure for de-capitalisation for FY 2017-18 is Rs. 0.31 lakhs (Rs. 0.0031 Crore). The updated form 9C has been provided as Annexure –I(H).

B. True-up for FY 2017-18

5. In Table 14 of the Petition, PTCUL has submitted the actual O&M expenses for FY 2017-18. PTCUL is required to submit the reconciliation of the claimed actual employee, R&M and A&G expenses with the actual expenses as per the audited accounts.

Response

The values for claimed O&M expenses vs. actual O&M expenses for FY 2017-18 has been provided in table below.

S.No.	Particular	Actual values as per audited accounts (INR Crore)	Claimed valued in Petition (INR Crore)
1	Employee Expenses	74.32	92.97
2	R&M Expenses	35.45	25.23
3	A&G Expenses	23.13	12.39
4	Total	132.91	130.58


C. APR for FY 2018-19

6. In Table 25 of the Petition, the actual capitalisation for the period April to September 2018 has been submitted as Rs. 109.11 Crore. Whereas, the actual GFA addition as per the half yearly accounts for FY 2018-19 is Rs. 110.27 Crore. PTCUL is required to submit the justification for this discrepancy and reconcile the figures.

Response

The GFA addition shown in Table 25 of the Petition excludes the addition of Rs. 0.63 Crore in 400 kV S/s Srinagar project and Rs. 0.54 Crore addition on project “OPGW Connectivity in PTCUL under Phase-II of ULDC Projects”, which has been included in SLDC petition.

7. In Table 25 of the Petition, PTCUL has submitted the capitalisation details for FY 2018-19. For the work “Augmentation of Transformer capacity from 80MVA(2x40MVA) to 100MVA (2x40MVA+1x20MVA) at 132 kV S/S Rudrapur” the actual capitalisation upto September 2018 has been submitted as Rs. 2.43 Crore and the total capitalisation for FY 2018-19 has been submitted as Rs. 0.55 Crore. PTCUL is required to submit the justification for this discrepancy and rectify the same.


 Director (Project)
 PTCUL Dehradun

Response

Since, the transformer installed for the project was an existing transformer, hence only additional cost is being claimed. The details are provided in Form 9.5. The transformer was decapitalized from the books earlier and now recapitalized as it has been put to use.

8. In Table 26 of the Petition, PTCUL has submitted the proposed capitalisation in second half of FY 2018-19. In this regard, PTCUL is required to submit the details of physical and financial progress of the works as on November 30, 2018, proposed to be capitalized in second half of FY 2018-19.

Response

Please find the physical and financial progress of the projects to be capitalized in second half of FY 2018-19 in the table below:

S.No.	Project Name	Financial Progress	Physical Progress
1.	Construction of 132 kV GIS S/s Bageshwar with 6x5 MVA 132/33 kV Transformer Capacity (Revised DPR under REC-II Scheme)	82%	95%
2.	132 kV Single Circuit Line on Double Circuit Tower from Ranikhet to Bageshwar	245%	97%
3.	Construction of 220/33 KV Substation at Jafarpur (Capacity -2x50 MVA)	49%	85%
4.	Construction of LILO of 220 KV Kashipur-Pantnagar line at proposed 220 KV substation at Jafarpur	70%	30%
5.	Balance work of Diversion of 220 KV Rishikesh-Dharasu & Chamba-Dharasu Transmission Line in THDC Transmission Line	53.5%	70%
6.	(Construction of 132 kV overhead line from 220 kV S/s SIDCUL, Haridwar to 132 kV S/s Jwalapur and construction of 132 kV bays at both ends) A.) Construction of 132 kV Bays at both ends	54%	25%
7.	Shifting of 132 kV lines in Dev Sanskriti Vishvavidyalaya Campus for Shri Ved Mata Gayatri Trust Shantikunj Haridwar	0%	5%
8.	Construction of 132 kV LILO of Bhagwanpur-Chudiyala at Piran Kaliyar	64%	89%
9.	Supply and Erection of 4 no. 132KV D/C 'B' & 01 No. 132KV D/C 'C' type towers at 132KV Roorkee-LSR line & 132KV RKE-MNG Line,	85%	75%
10.	Extension of 220 kV S/s (S/s) Piran Kaliyar	62%	100%
11.	132 KV S/C link line between 132 kV S/s Purkul and Bindal	100%	77%
12.	Augmentation of 220 kV S/s Jhajhra from 2x40 MVA to 2x80 MVA	90%	50%
13.	Augmentation of 220 kV Substain SIDCUL Haridwar from 2x80 MVA (132/33 kV)+1x50 MVA (220/33 kV) to 2x80 MVA (132/33 kV)+1x50 MVA (220/33 kV)+1x25 MVA (220/33 kV) and Construction of 01 No. of 220 kV T/F Bay, 01 No. 33 kV T/F Bay & 02 No. of 33 kV feeder Bay	0%	5%
14.	Installation of 10 MVAR Cap. Bank at 132 KV S/S Manglore	95%	100%

Director (Project)
PTCUL Dehradun

D. MYT for FY 2019-20 to FY 2021-22

9. PTCUL is required to furnish the proposed capital expenditure for each year of the Control Period, in Table 43 of the Petition.

Response

The updated Table 43 of the MYT Petition is provided below.

S.No.	Particular	FY 2019-20	FY 2020-21	FY 2021-22	Total
1	Capital Expenditure	799.98	818.26	663.61	2281.85
2	Capitalization	508.50	410.69	878.92	1,798.10

E. Revenue from natural ISTS Lines

10. PTCUL submitted that the total amount of Rs. 169.18 Crore has been recovered from PGCIL until March 31, 2018. PTCUL is required to substantiate the same with appropriate computations and supporting documents.

Response

The information is provided as Annexure-II

11. PTCUL is required to submit the minutes of its meeting held with CTU on August 20, 2018 for joint reconciliation of ISTS charges disbursed by CTU to PTCUL.

Response

It is informed to the Hon'ble Commission that no minutes were recorded for the said meeting.

12. PTCUL is required to submit the supporting documents for the refund of Rs. 64.52 Crore made to CTU.

Response

Email communication between PTCUL and CTU (PGCIL) has been attached as Annexure -III.

F. ARR for Bhilangana III – Ghansali Line

13. PTCUL has claimed the amount of Rs. 5.33 Crore towards the true up of previous years including carrying cost. However, PTCUL has not submitted any write-up and computations for the same. PTCUL is required to submit the detailed write-up along with computations for the same.

Response

The write-up in support of claim has been provided in section 6.5 of the MYT Petition. Further, the computation for the said amount has been provided in Table 71 and Table 72 of the MYT petition.

G. Additional information

14. Submit Income Tax assessment Order of Income Tax Authority for Assessment year 2017-18.

Response

The Income Tax assessment Order shall be provided as soon as it available with PTCUL.

15. As per the Petition Capitalization for FY 2017-18 has been shown as Rs. 94.41 Cr. whereas, the same is shown as Rs. 94.62 Cr. in note 2 to financial statements.


Director (Project)
PTCUL Dehradun


Response

The GFA addition shown in Table 25 of the Petition excludes the addition of Rs. 0.21 Crore addition on project "OPGW Connectivity in PTCUL under Phase-II of ULDC Projects".

16. Submit supporting documents segregating O&M Expenses charged to UITP and non-UITP schemes.

Response

The MTB for 400 kV Srinagar project was already submitted as Annexure -XII(B) of the MYT petition of PTCUL.


Director (Project)
PTCUL Dehradun

Name of Transmission Licensee

Power Transmission Corporation of Uttarakhand Limited

Form 2
Return on Equity

(Figures in Rs Crore)

S.No.	Item	Previous Year (2017-18)	Current Year (2018-19)			Ensuing Year (2019-20)	Ensuing Year (2020-21)	Ensuing Year (2021-22)
		(Actuals / Audited)	Apr-Sep (Actual)	Oct-Mar (Estimated)	Total (April - March)	Projected	Projected	Projected
1	Equity at the beginning of the year	234.80	277.78	310.36	277.78	365.06	517.61	640.81
2	Capital Expenditure	143.27	108.60	182.32	290.92	508.50	410.69	878.92
3	Equity portion of capital expenditure	42.98	32.58	54.70	87.28	152.55	123.21	263.68
4	Equity at the end of the year	277.78	310.36	365.06	365.06	517.61	640.81	904.49
Return Computation								
5	Return on Equity	39.73			49.82	68.41	89.78	119.76

Petitioner

Jangp

Director (Project)
PTCUL Dehradun

Form 3

Details of Transmission Lines and Sub-Transmission Lines

(Figures in Rs Crore)

S No.	Name of Line	Type of Line AC/HVDC	S/C or D/C	No. of Sub-conductor	Voltage Level kV	Line Length Ckt Kms	Date of Commercial Operation	Covered in the Present Petition	
								Yes / No	If No, Petition No. and Year
66 KV Lines									
1	66 KV Roorkee-Pathri Line ckt 1	AC	D/C	Dog Conductor	66	20.68	11-05-1905		
2	66 KV Roorkee-Pathri Line ckt 2	AC	D/C	Dog Conductor	66	20.68	11-05-1905		
3	66 KV Roorkee-Mohammad pur Line ckt 2	AC	D/C	Dog Conductor	66	21.30	11-05-1905		
4	66 KV Roorkee-Mohammad pur Line ckt 1	AC	D/C	Dog Conductor	66	21.30	11-05-1905		
	Sub Total					83.96			
132 kV Lines									
1	132 KV Satpuli - Kotdwar Line	AC	D/C	Single Panther	132	46.80	28-01-2010		
2	132 KV Srinagar - Satpuli Line	AC	D/C	Single Panther	132	52.40	25-02-2013		
3	132 KV Srinagar - Simli Line	AC	S/C	Single Panther	132	64.45	26-04-2016		
4	132 KV Roorkee-LSM line	AC	SC	Panther Conductor	132	7.63	01-11-2011		
5	132 KV Roorkee-Chudiyala line	AC	SC	Panther Conductor	132	14.80	15-12-2015		
6	132 KV Chudiyala-Bhagwanpur line	AC	SC	Panther Conductor	132	5.70	15-12-2015		
7	132 KV LSM- Bhagwanpur line	AC	SC	Panther Conductor	132	17.57	01-11-2011		
8	132 KV Laksar-Roorkee line	AC	SC	Wolf+Panther	132	26.50	26-07-2007		
9	132 KV RBNS Sugar Mill Laksar- line	AC	S/C	Panther Conductor	132	4.48	28-03-2008		
10	132 KV Manglour-Roorkee line	AC	S/C	Wolf+Panther	132	11.50	27-10-2006		
11	132 KV Manglour-AIS-Ist & IInd line	AC	D/C	Panther Conductor	132	12.82	29-10-2006		
12	Kulhal								
13	132 KV Kalagarh-Ram Nagar Line	AC	S/C + D/C	ACSR PANTHER	132.0	73.50	09-07-2005		
14	132 KV Kashipur(400)-Ramnagar line	AC	D/C	ACSR PANTHER	132.0	23.50	09-07-2005		
15	132 KV Kashipur(400)-Kashipur Ckt-I	AC	S/C	ACSR PANTHER	132.0	5.50	29-01-2007		
16	132 KV Kashipur(400)-Kashipur Ckt-II	AC	S/C	ACSR PANTHER	132.0	6.05	13-11-2006		
17	132 KV Kashipur-MKJ (220) line	AC	S/C	ACSR PANTHER	132.0	10.63	24-11-2011		
18	132KV Kashipur-KVS	AC	S/C	ACSR PANTHER	132	1.03	15-01-2007		

Director (Project)

19	132 KV IGL line	AC	S/C	ACSR PANTHER	132.0	2.39	10-10-2005		
20	132 KV Kashipur-Bazpur	AC	S/C	ACSR PANTHER	132.0	15.62	31-12-1988		
21	132 KV Kashipur(400)-Bazpur	AC	S/C	ACSR PANTHER	132.0	15.28	17-01-2010		
22	132 KV Bazpur- M/S Polyplex	AC	S/C	ACSR PANTHER	132.0	3.40	11-02-2011		
23	132KV Jaspur-Kalagarh	AC	S/C	ACSR PANTHER	132	32.74	23-12-2006		
24	132KV Jaspur-400KV Kashipur	AC	S/C	ACSR PANTHER	132	17.71	23-12-2006		
25	132KV Almora -Chandak-Pithoragarh Line	AC	S/C	ACSR PANTHER	132	84.63	06-02-2003		
26	132KV Chandak-Pithoragarh Line	AC	D/C	ACSR PANTHER	132	9.29	30-10-2013		
27	132KV Bhowali-Almora Line	AC	S/C	ACSR PANTHER	132	31.59	17-11-1979		
28	132KVAlmora - Ranikhet Line	AC	S/C	ACSR PANTHER	132	22.66	02-12-2006		
29	132KV Kamaluaganja-Kathgodam Line	AC	S/C	ACSR PANTHER	132	8.50	26-07-2003		
30	132KV Kamaluaganja-Bazpur Line	AC	S/C	ACSR PANTHER	132	37.33	26-04-2003		
31	132KV Kathgodam-Bhowali Line	AC	S/C	ACSR PANTHER	132	14.06	01-12-1978		
32	132KV Kathgodam-Pantnagar Line	AC	S/C	ACSR PANTHER	132	39.90	10-09-2006		
33	132KV Kichha-Richha Line	AC	S/C	ACSR PANTHER	132	22.48	30-03-1993		
34	132KV Kichha-CPP Line	AC	S/C	ACSR PANTHER	132	18.57	30-03-1993		
35	132KV Kichha-Rudrapur Line	AC	S/C	ACSR PANTHER	132	20.31	05-08-2006		
36	132KV PGCIL-ELDECO Sitarganj Line	AC	S/C	ACSR PANTHER	132	22.00	10-09-2012		
37	132KV Pantnagar-Rudrapur Line	AC	S/C	ACSR PANTHER	132	7.60	08-05-2006		
38	132KV Kichha-Sitarganj Line	AC	S/C	ACSR PANTHER	132	31.50	07-07-2007		
39	132KV Khatima-Sitarganj Line	AC	D/C	Panther/Wolf	132	35.00	07-07-2007		
40	132KV Pilibhit-Sitarganj Line	AC	S/C	Panther/Wolf	132	60.00	07-07-2007		
41	132KV Pilibhit-Khatima Line	AC	S/C	Wolf	132	44.86	09-05-1905		
42	132KV PGCIL-Sitarganj Line-1	AC	D/C	ACSR PANTHER	132	0.04	28-08-2008		
43	132KV PGCIL-Sitarganj Line-2	AC	D/C	ACSR PANTHER	132	0.04	10-09-2012		
44	132KV Pantnagar-HZL Line	AC	S/C	ACSR PANTHER	132	6.26	08-09-2014		
45	132 kV Kulhal - Giribata (H.P.)	AC	S/C	ACSR PANTHER	132	1.68	01-03-1978		
46	132 kV Majra - Bindal	AC	S/C	ACSR PANTHER	132	8.54	1966 & 08/03/1992		
47	132 kV Majra - Jhahra	AC	S/C	ACSR PANTHER	132	15.98	16/04/1976, 29/07/2015		
48	132 kV Jhahra - Kulhal	AC	S/C	ACSR PANTHER	132	31.97	16/04/1976, 29/07/2015		
49	132 kV Majra - Kulhal	AC	S/C	ACSR PANTHER	132	41.77	31-03-1983		
50	132 kV Dhakrani - Dhalipur	AC	S/C	ACSR PANTHER	132	5.60	1966		
51	132 kV Dhalipur - Kulhal	AC	S/C	ACSR PANTHER	132	5.59	01-03-1975		
52	132 kV Majra - Laltappar	AC	S/C	ACSR PANTHER	132	28.04	16/04/1976, 13/02/2015		
53	132 kV Laltappar - Rishikesh	AC	S/C	ACSR PANTHER	132	16.03	16/04/1976, 13/02/2015		
54	132 kV Purkul Gaon - Jhahra	AC	S/C	ACSR PANTHER	132	21.29	1966 & 03/03/1984 & 24/02/2017		
55	132 kV Jhahra -Dhalipur	AC	S/C	ACSR PANTHER	132	26.47	1966 & 03/03/1984 & 24/02/2017		Director (Project)
56	132 kV Khodri-Dhakrani	AC	S/C	ACSR PANTHER	132	8.84	01-04-1972		PTCUL Dehradun
57	132 kV Purkul Gaon - Majra	AC	S/C	ACSR PANTHER	132	22.77	1966 & 27/03/1983		

Jany

58	132 kV Rishikesh - Bindal	AC	S/C	ACSR PANTHER	132	44.77	31/03/1983 & 03/1992		
59	132 kV Rishikesh- Srinagar (400kV S/s)	AC	S/C	ACSR PANTHER	132	66.66	30/06/1980 & LILO Portion 24/ 04/2016		
60	132 kV Srinagar(400kV)-Srinagar(132kV)	AC	S/C	ACSR PANTHER	132	14.00	30/06/1980 & LILO Portion 24/04/2016		
61	132 kV Bhuptwala - Chilla - Rishikesh	AC	S/C	ACSR PANTHER	132	23.00	28-12-2003		
62	132 kV Jawalapur - Roorkee	AC	S/C	ACSR PANTHER	132	26.57	07-12-1978		
63	132 kV SIDCUL (Haridwar) - Roorkee	AC	S/C	ACSR PANTHER	132	26.61	22-07-2006		
64	132 kV SIDCUL (Haridwar) - Hero moto	AC	S/C	ACSR PANTHER	132	2.74	02-06-2011		
65	132 kV Jawalapur - SIDCUL (Haridwar)	AC	S/C	ACSR PANTHER	132	4.15	05-06-2007		
66	132 kV Jwalapur - Bhuptwala	AC	S/C	ACSR PANTHER	132	10.26	30-12-2003		
67	132 kV Jwalapur - Chilla	AC	S/C	ACSR PANTHER	132	16.89	01-01-1979		
68	132KV Mahuakheraganj-Thakurdwara	AC	S/C	Single Conductor	132	17.023	24-11-2011		
69	132 kV Jwalapur - Rishikesh	AC	S/C	ACSR PANTHER	132	22.97	01-01-1979		
70	132 kV Kotdwar - Nazibabad - Chilla (PH)	AC	S/C	ACSR PANTHER	132	76.21	28/03/1995 (K/N) 08/10/1980(C/N)		
Sub-Total (132 KV lines)						1575.02			
220 KV Lines									
1	220 KV Uttarkashi - Dharasu Line 1	AC	S/C	Single Zebra	220	25.00	22-03-1986		
2	220 KV Uttarkashi - Dharasu Line 2	AC	S/C	Single Zebra	220	24.70	22-03-1986		
3	220 KV Jhajhra-Harrawala Line	AC	S/C	ACSR Deer	220	26.02	04-08-2018		
4	LILO of 220kV Rishikesh - Jhajra Line at 220kV S/s IIP Harrawala	AC	DC	Single	220	0.06	04.08.2018	Yes	
5	220 KV IIP Harrawala-Rishikesh Line	AC	S/C	ACSR Deer	220	31.30	04-08-2018	Yes	
6	220 KV D/C Roorkee (PGCIL) Puhana-Roshnabad Line at 220 KV S/s Pirankaliyar (Imlikheda)	AC	D/C	Single Zebra	220	11.00	23-09-2018	Yes	
7	220 KV Rishikesh - Dharasu Line 1	AC	S/C	ACSR ZEBRA	220	79.96	22-03-1986		
8	220 KV Rishikesh - Dharasu Line 2	AC	S/C	ACSR ZEBRA	220	80.40	23-04-2009		
9	200 KV Rishikesh - Chamba Line	AC	S/C	ACSR ZEBRA	220	40.50	31-03-1983		
10	220 KV Chamba - Dharasu Line	AC	S/C	ACSR ZEBRA	220	38.56	31-03-1983		
11	220 KV Chamba - Ghansali Line	AC	S/C	ACSR ZEBRA	220	35.79	30-09-2009		
12	220 KV Ghuttu - Ghansali Line	AC	D/C	ACSR ZEBRA	220	19.50	21-10-2011		
13	220 KV 2 Phase Railway Traction	AC	SC	ACSR Deer & Zebra	220	4.80	15-07-2005		
14	220 KV Roorkee-Puhana line	AC	SC	ACSR Deer & Zebra	220	8.90	23-11-2010		
15	220 KV Puhana-Sidcul line	AC	SC	ACSR Deer & Zebra	220	27.87	23-11-2010		

Director (Project)

PTCIL Dehradun

Lamy

16	220KV Kashipur-mahuakheraganj	AC	D/C	ACSR ZEBRA	220	16.80	10-05-2014		
17	220KV Kashipur-SEPL	AC	S/C	ACSR ZEBRA	220	18.90	05-08-2016		
18	220KV SEPL-Mahuakheraganj line	AC	S/C	ACSR ZEBRA	220	2.90	06-12-2011		
19	220KV Kamaluaganja-Pantnagar Line	AC	S/C	ACSR ZEBRA	220	37.32	26-07-2002		
20	220KV Kashipur-Pantnagar Ist Circuit	AC	D/C	ACSR ZEBRA	220	61.91	01-01-2011		
21	220KV Kashipur-Pantnagar IInd Circuit	AC	D/C	ACSR ZEBRA	220	61.91	14-07-2013		
22	220KV Pantnagar-TATA Line	AC	S/C	ACSR ZEBRA	220	1.72	28-12-2010		
23	220 kV Chibro - Khodri - I st	AC	S/C	ACSR DEER	220	5.77	1974		
24	220 kV Chibro - Khodri - II nd	AC	S/C	ACSR DEER	220	8.60	1976		
25	220 kV Khodri - Jhajhra	AC	S/C	ACSR DEER	220	27.45	03/1976 & 30/01/2015		
26	220 kV Jhajhra-Sherpur (Powergrid)-I Line	AC	D/C	ACSR ZEBRA	220	6.11	01-02-2017		
27	220 kV Jhajhra-Sherpur (Powergrid)-II Line	AC		ACSR ZEBRA	220	6.11	01-02-2017		
28	220 kV Rishikesh - SIDCUL (Haridwar)	AC	S/C	ACSR ZEBRA	220	25.10	17/09/1979 19/06/2006 (LILLO at SIDCUL)		
29	220 kV GIPL-Mahuakheraganj Line	AC	S/C	ACSR ZEBRA	220	0.30	23-12-2015		
30	220 kV Pantnagar-Baikantpur (Barielly) Line	AC	S/C	ACSR ZEBRA	220	71.72	22-05-2002		
Sub Total (220KV Lines)						806.97			
400 KV Lines									
1	400KV Kashipur-Moradabad line	AC	S/C + D/C	TWIN MOOSE	400	107.70	13-11-2006		
2	400 kV Rishikesh-Nehtaur Line (Rishikesh to LILLO point at location no. 233)	AC	S/C	TWIN MOOSE	400	73.58	5/1985 & 13/11/2006		
3	400 kV Nehtaur- Kashipur Line (Kashipur to LILLO point at location no. 233)	AC	S/C	TWIN MOOSE	400	98.92	5/1985 & 13/11/2006		
4	400 kV Rishikesh-(Roorkee) Puhana	AC	S/C	TWIN MOOSE	400	48.65	31/03/1984 & 30/03/2009		
5	400 kV (Roorkee) Puhana-Muzaffarnagar Line	AC	S/C	TWIN MOOSE	400	64.87	07-01-2005		
6	400 kV Srinagar-Srinagar PH (GVK) Line-I and Line-II	AC	D/C	TWIN MOOSE	400	28.40	25-07-2016		No because it is a UITP line
Sub Total (400KV Lines)						422.12			
Total						2888.07			

Director (Project)
PTCUL Dehradun

Sub-Stations

S No.	Name of Sub-Station	Type of Sub-Station Conventional/ GIS/ HVDC terminal/ HVDC back to back	Voltage Level kV	No. of Transformer s/Reactors/SVC, etc. (with capacity)	No. of Bays			Date of Commercial Operation	Covered in the Present Petition
					400 kV	220 kV	132 kV & below		Yes/ No
400 KV Substations									
1	400 kV S/s Rishikesh	Conventional	400 KV	1x315 MVA T/F (400/220 KV)	7	2		18-09-2013	
				1x240 MVA T/F (400/220 KV)				20-09-1999	
				1x50 MVAR Reactor				6-03-1985	
2	400 kV S/s Srinagar(G)	Conventional	400 KV	2x3x105 (400/220/33 kV) + 2x160 (220/132/11 kV)	7	6	132 KV = 07 Nos. 33 KV = 01 Nos.	25-07-2016	No because of UITP Project
1	400KV Sub Station Kashipur	Conventional	400/220KV	400/220KV Tranformer=2 x 315 MVA + 220/132KV Tranformer=2 x 160 MVA	14	10	8	13-11-2006	
Total (400 KV)					2455.0				

220 KV Substations									
1	220 kV S/s Haridwar (SIDCUL)	Conventional	220 KV	2X160 (220/132 kV) + 1x50 (220/33 kV) + 2x80 (132/33 kV)			132 KV- 08 & 33 KV - 18	19-06-2006	
2	220 KV S/S Chamba	Conventional	220 KV	1x50 MVA (220/33 KV) + 1x25 MVA (220/33 KV)		6	33 KV = 11 Nos.	23-09-1980	
3	220 kV S/s Piran Kaliyar (Imlikhera)	Conventional	220 KV	2x50 MVA		5	33 KV= 09 no.	23-09-2018	Yes
4	220 kV S/s IIP Harrawala, Dehradun	GIS	220 KV	2x50MVA		5	33 KV= 13 no.	10-08-2018	Yes
5	220 kV S/s Jhajhra	Conventional	220 KV	2X160 (220/132 kV) + 1x80 (132/33 kV) + 1x40 (132/33 kV)		8	132 KV = 9 Nos. 33 KV = 11 Nos.	30-01-2011	

Director (Project)
PTCUL Dehradun

5	132 KV Substation Bhagwanpur	Conventional	132/33	1X40 MVA T/F-IIInd 1X40 MVA T/F-IIIrd	-	-	132KV= 03 no. 33KV= 10 no.	29-09-2006 11/12/2013	
6	132 KV Substation Laksar	Conventional	132/33	1X40 MVA T/F-Ist 1X40 MVA T/F-IIInd	-	-	132KV= 07 no. 33KV= 12 no.	26-07-2007 26-07-2007	
7	132 KV Substation Chudiyala	Conventional	132/33	1X40 MVA T/F-Ist 1X40 MVA T/F-IIInd	-	-	132KV= 04 no. 33KV= 08 no.	15-12-2015 18-11-2016	
8	132 kv IDPL (Rishikesh)	Conventional	132/33 kV	1x12.5			132 KV= 01 No. 33 KV= 03 Nos.	16-08-1966	
9	132 kv Purkul Gaon	Conventional	132/33 kV	1x40 + 1x20			132 KV = 5 Nos. 33 KV= 11 Nos.	27-03-1983	
10	132 kv Majra	Conventional	132/33 kV	3X40			132 KV = 8 Nos. 33 KV= 24 Nos.	22-08-1966	
11	132 kv Bindal	Conventional	132/33 kV	2x40			132 KV - 5 Nos. 33 KV= 11 Nos.	19-06-1992	
12	132 kv Jwalapur	Conventional	132/33 kV	3X40			132 KV= 09 Nos. 33 KV = 15 Nos.	12-08-1973	
13	132 kv Bhupatwala	Conventional	132/33 kV	3X40			132 KV = 06 Nos. 33 KV = 15 Nos.	30-12-2003	
14	132 kv Kotdwar	Conventional	132/33 kV	2X40			132 KV= 06 Nos. 33 KV = 10 Nos.	28-03-1995	
15	132 kv S/S Roorkee	Conventional	132/33 kV	2X40 + 2X20 + 1X20 (132/66 KV)			66 KV = 9 Nos. 132 KV =12 Nos. 33 KV = 15 Nos.	01-01-1956	
16	132 KV S/S Lalappad, Dehradun	Conventional	132/33	2x40			132 KV = 5 Nos. 33 KV= 11 Nos.	13-02-2015	
1	132KV Sub Station Jaspur	Conventional	132/33KV	132/33KV Tranformer=2 x 40 MVA	0	0	132KV= 5no. 33KV= 12no.	24-12-2006	
2	132KV Sub Station Kashipur	Conventional	132/33KV	132/33KV Tranformer=3 x 40 MVA	0	0	132KV= 9no. 33KV= 18no.	23-09-1978	
3	132KV Sub Station Bazpur	Conventional	132/33KV	132/33KV Tranformer=1x 80 MVA +1x40MVA +1x20MVA	0	0	132KV= 6 no. 33KV= 18 no.	31-12-1988	
4	132KV Sub Station Ramnagar	Conventional	132/33KV	132/33KV Tranformer=1 x 40 MVA 1x20MVA	0	0	132KV= 5 no. 33KV= 8 no.	09-07-2005	
5	132 KV Sub Station Pithoragarh	Conventional	132/33KV	132/33KV Tranformer= 2(3x5) MVA + 2x20 MVA.	0	0		18 06-02-2003	

Director (Project)
PICUL Dehradun

Langya

6	132 KV Sub Station Almora	Conventional	132/33KV	132/33KV Tranformer=3 x 20 MVA	0	0	20	17-11-1979	
7	132 KV Sub Station Ranikhet	Conventional	132/33KV	132/33KV Tranformer= 2(3x5) MVA + 1x20 MVA.	0	0	14	14-12-2006	
8	132 KV Substation Bhowali	Conventional	132/33KV	132/33KV Tranformer= 2(3x5) MVA + 1x20 MVA.	0	0	18	30-12-1978	
9	132 KV Substation Kathgodam	Conventional	132/33KV	132/33KV Tranformer=2 x 40 MVA	0	0	12	07-10-1977	
10	132 KV Substation Rudrapur	Conventional	132/33KV	132/33KV Tranformer=2 x 40 MVA	0	0	13	25-09-2006	
11	132 KV Substation Kichha	Conventional	132/33KV	132/33KV Tranformer=2 x 40 MVA	0	0	20	29-11-1986	
12	132 KV Substation Sitarganj	Conventional	132/33KV	132/33KV Tranformer=2 x 40 MVA	0	0	18	05-07-2007	
13	132 KV Substation ELDECO Sitarganj	Conventional	132/33KV	132/33KV Tranformer=2 x 40 MVA	0	0	16	09-10-2012	
Total (132 KV)				2337.5					
Total S/s Capacity				8237.5					

Lamy
Petitioner

Director (Project)
PTCUL

Name of Transmission Licensee

Power Transmission Corporation of Uttarakhand Limited

Form 6

Income from investments, Non-tariff income and Other Business

(Figures in Rs Crore)

S.No	Particulars	Previous Year (2017-18)	Current Year (2018-19)			Ensuing Year (2019-20)	Ensuing Year (2020-21)	Ensuing Year (2021-22)
		(Actuals/ Audited)	Apr-Sep (Actual)	Oct-Mar (Estimated)	Total (April - March)	Projected	Projected	Projected
A	Income from Investments							
1	Interest Income from Investments							
2	Interest on fixed deposits		-	-	-	-	-	-
3	Interest from Banks other than Fixed Deposits							
4	Interest on any other items	5.08	-	-	-	-	-	-
	Sub-Total (a)	5.08	-	-	-	-	-	-
B	Other Non Tariff Income							
1	Interest on loans and Advances to Staff							
2	Interest on Loans and Advances to Lessors							
3	Interest on Advances to Suppliers / Contractors	0.24	0.21	0.04	0.25	0.26	0.28	0.29
4	Gain on Sale of Fixed Assets							
5	Income/Fee/Collection against staff welfare activities							
6	Revenue from surcharges for late payment							
7	Revenue from surcharge for low power factor and other penal charges							
8	Miscellaneous receipts	3.16	0.61	2.71	3.32	3.49	3.66	3.84
9	Misc. charges from consumers							
	Sub-Total (b)	3.40	0.82	2.75	3.57	3.75	3.94	4.13
C	Income from Other Business							
	Income from other business under Section 41 of EA, 2003							
	Total (a)+(b)+(c)	8.48	0.82	2.75	3.57	3.75	3.94	4.13

Petitioner

Director (Project)
PTCUL Dehradun

Name of Transmission Licensee

Power Transmission Corporation of Uttarakhand Limited

Form 8

Operations and Maintenance Expenses

(Figures in Rs Crore)

S.No.	Item	Previous Year (2012-13)	Previous Year (2013-14)	Previous Year (2014-15)	Previous Year (2015-16)	Previous Year (2016-17)	Previous Year (2017-18)	Current Year (2018-19)			Ensuing Year (2019-20)	Ensuing Year (2020-21)	Ensuing Year (2021-22)
		(Actuals/Audited)	(Actuals/Audited)	(Actuals/Audited)	(Actuals/Audited)	(Actuals/Audited)	(Actuals/Audited)	Apr-Sep (Actual)	Oct-Mar (Estimated)	Total (April - March)	Projected	Projected	Projected
1	Employee Expenses	49.40	50.61	51.85	57.71	65.90	74.28	40.80	59.99	107.69	122.14	129.90	145.07
2	Administrative & General Costs	15.04	12.87	14.20	16.27	17.51	21.71	13.35	16.86	30.21	30.40	31.97	33.88
3	Repair & Maintenance Expenses	20.51	18.67	16.57	21.82	23.93	35.43	16.57	17.63	34.20	41.42	53.87	63.92
	Sub-total (1 to 3)	84.95	82.24	82.62	95.80	107.34	131.41	70.72	94.48	172.10	194.03	215.73	242.65


 Director (Project)

PTCUL Dehradun

Name of Transmission Licensee Power Transmission Corporation of Uttarakhand Limited

Form: 9.5

Construction of LILO of 220 kV Rishikesh - Jhajra Line at 220 kV S/s IIP Harrawala

Element wise Break-up of Project/Asset/Element Cost for Transmission System or Communication System

(Figures in Rs)

Sl. No. (I)	Description	Cost in Rs				Actual Capital Expenditure as on COD (4)			Projected Expenditure upto 31.03.2019	Liabilities Provisions (5)	Variation (6-3-4-5)	Reasons for Variation (7)	Admitted Cost (8)
		As per Original Estimates (3)				Rate	Quantity	Actual Amount					
A	TRANSMISSION LINE												
1.0	Preliminary works												
1.1	Design & Engineering												
1.2	Preliminary Investigation, Right of way, forest clearance, PTCC, general civil works etc.												
1.3	Total Preliminary works												
1	TOWERS												
(i)	Galvanized D (30°-60°), Type DC tower with Bolts, Nuts, Flat Washers, Pack Washers and Stub including Body Extension, if required (As per drawing provided by PTCUL)	MT	75000	9.21	690750	107,949.94	11.901	1,284,712.24			(593,962.24)	1. Quantities of some items increased after detail survey 2. DD +6 tower was used and the Weight of tower is 2.69 MT higher than the weight of proposed tower in the scheme. 3. Rates of items are taken as per awarded cost of items.	
(ii)	Hot dip galvanized templates, including Bolts, Nuts and washers for above structures as per BOM	MT	56000	0.8	44800	107,949.94	1.590	171,640.40			(126,840.40)		
(iii)	Stubs of Galvanized D (30°-60°), Type DC tower with Bolts, Nuts, Flat Washers	Nos.	0	0	0	90,210.21	0.401	36,174.29			(36,174.29)		
	Total Tower material												
2.00	Tower Accessories												
(v)	Anti Climbing Device	Nos.	7000	1	7000	9,521.70	1.000	9,521.70			(2,521.70)		
4.00	Hardware suitable for ACSR Zebra												
	Tension fitting for Single ACSR Zebra conductor suitable for 160 KN Disc Insulator	Sets	3700	18	66600	500.00	6.000	3,000.00			63,600.00		
	Single tension fitting compression type for Deer conductor	Nos.	-	-	-	5,675.00	3.000	17,025.00			(17,025.00)		
(iii)	Tension fitting for GS earth wire 7/10 SWG	Nos.	800	4	3200	285.65	4.000	1,142.60			2,057.40		
(iv)	PG Clamp suitable for Deer to Zebra Conductor	Nos.				1,904.34	36.000	68,556.24			(68,556.24)		
	Disc Insulator 160 KN	Nos.	1300	289	375700	565.90	91.000	51,496.90			324,203.10		
5.00	Conductor accessories for ACSR Zebra (220 KV Lines)												
(i)	Vibration dampers	Nos.	1375	18	24750	1,142.60	-	-			24,750.00		
(ii)	Mid span compression joints Zebra	Nos.	1250	2	2500	1,428.26	-	-			2,500.00		
(iii)	Mid span compression joints (earth	Nos.	400	2	800	952.17	1.000	952.17			(152.17)		
(iv)	Vibration Dampers (Earth wire)	Nos.	850	4	3400	952.17	4.000	3,808.68			(408.68)		
(v)	Flexible copper bond	Nos.	937.5	3	2812.5	1,142.60	2.000	2,285.20			527.30		
(vi)	Repair sleeve for Deer conductor	Nos.	600	2	1200	1,428.26	-	-			1,200.00		
6.00	Conductor ACSR Zebra (220 KV lines)	Kms.	275000	0.43	118250	408,000.00					118,250.00		
7.00	Earthe wire	Kms.	40000	0.07	2800	61,200.00					2,800.00		

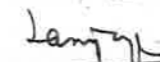
Lenny
Director (Project)

PTCUL Dehradun

Sl. No. (1)	Cost in Rs.												Admitted Cost (8)	
	As per Original Estimates (3)					Actual Capital Expenditure as on COD (4)			Projected Expenditure upto 31.03.2019	Liabilities/ Provisions (5)	Variation (6-3-4- 5)	Reasons for Variation (7)		
	Description	Unit	Rate	Quantity	Estimated Amount	Rate	Quantity	Actual Amount						
	Supply of following tower accessories													
i)	Number plate	Nos.	300	1	300								300.00	
ii)	Danger plate	Nos.	300	1	300								300.00	
iii)	Circuit Plate (set of two)	Sets	300	1	300								300.00	
iv)	Phase Plate (set of three)	Sets	300	2	600								600.00	
	Pipe type earthing (set of two)	Sets	5000	1	5000								5,000.00	
	Departmental material													
9.00	Bolted type tension fitting damage	Nos.				1,000.00							-	
10.00	160 KV Disc Insulator	Nos.				565.90	90.000	50,931.00					(50,931.00)	
13.00	Disc Insulator 90 KN	Nos.				950.00	30.000	28,500.00					(28,500.00)	
14.00	ACSR Zebra Conductor (cut in di)	Kms.				265,500.00	0.354	93,987.00					(93,987.00)	
15.00	Disc Insulator 160 KN	Nos.				5,558.27	10.000	55,582.70					(55,582.70)	
16.00	Disc Insulator (Dismantled & Old &v used)	Nos.				200.00							-	
17.00	Pilot Fitting (90 KN)	Nos.				3,088.80	2.000	6,177.60					(6,177.60)	
18.00	Single tension Fitting for ACSR Deer	Nos.				6,375.00	3.000	19,125.00					(19,125.00)	
19.00	GS Earth wire 7/10 SWG	Kms.				41,296.00	0.068	2,808.13					(2,808.13)	
20.00	Earth wire	Kms.				80,916.67							-	
	Increase in above @ 10% p.a. as the above rate is based on Rate Schedule for the F.Y. 2010-2011	LS			283723.13				200000				83,723.13	
	Total Supply				1634785.63			1907426.85					(272,641.22)	
2.8	Erection, Stringing & Civil works including foundation	LS			1190633.44			1120585					70,048.44	No cost variation
	Increase in above @ 10% p.a. as the above rate is based on Rate Schedule for the F.Y. 2010-2011				250033								250,033.00	
	Total Erection				1440666.44								1,440,666.44	
	Total Transmission Line Supply and Erection				3075452.07			3,028,011.85					47,440.22	
	Cost escalation	LS			900000								900,000.00	
3.0	Quantity variation	LS			600000								600,000.00	
11.0	Overheads												-	
11.1	Establishmen. Audit & Accounts				600000			103323.36					496,676.64	
11.3	Contingency				100000								100,000.00	
	Total Overheads							103323.36					(103,323.36)	
12.0	Cost of Plant & Machinery												-	
13.1	Interest During Construction (IDC)				100000			23650.75					76,349.25	
13.2	Financing Charges (FC)												-	
13.3	Foreign Exchange Rate Variation (FERV)												-	
13.4	Hedging Cost												-	
	Total of IDC, FC, FERV & Hedging Cost				100000			23650.75					76,349.25	
	Capital cost including IDC, FC, FERV & Hedging Cost				5,275,452.07			3,154,985.96	200000				1,920,466.11	No cost variation

Note:

- In case of cost variation, a detailed note giving reasons of such variation should be submitted clearly indicating whether such cost over-run was beyond the control of the transmission licensee.
- Separate details of free hold/lease hold land should be submitted.


 Director (Project)
 Petitioner
 BTCUL Dehradun

Name of Transmission Licensee Power Transmission Corporation of Uttarakhand Limited						
Form: 9.8						
Statement of Additional Capitalisation after COD						
(Figures in Rs Crore)						
Sr. No.	Year (Date of CoD)	Work/Equipment proposed to be added after COD upto Cut off Date/beyond Cut-off Date	Amount capitalized /Proposed to be capitalized	Justification	Regulations under which covered	Admitted Cost
Within Cut-off Date						
1	21-04-2016	132 KV Double Circuit Srinagar- Simli Line (Project)	-0.56	in previous financial year the expense incurred on forest clearance were overbooked, which have been rectified.	UERC Tariff Regulations, 2015	64.69
2	01-02-2017	LILO of 132 KV Kulhal Majra Line at 220 KVS/S Dehradun (Project)	-0.05	The work of LILO of Kulhal-Majra and Purkul - Dhalipur line was awarded by a single contract. At the time of booking material consumption, material amounting to Rs.0.05 Cr. was booked in Kulhal-Majra instead of Purkul-Dhalipur. The same has been rectified.	UERC Tariff Regulations, 2015	3.9
3	01-02-2017	LILO of 132 KV Purkul Dhalipur Line at 220 KVS/S Dehradun (Project)	0.22	Rs.0.05Cr. Is through rectification of Kulhal-Majra Line and undischarged liability amounting to Rs.0.17 Cr. were paid.	UERC Tariff Regulations, 2015	3.46
4	22-12-2016	220 KV Twin Zebra Line from 400 KV S/S Sherpur (PGCIL) to 220 KV S/s Dehradun (Project)	0.08	Undischarged liability - Rs.0.05 Cr. against land compensation and Rs.0.03 against Price Variation bill of contractor.	UERC Tariff Regulations, 2015	20.8
5	08-08-2016	Capital R&M of S/s Lines of O&M Division, Chamba/Srinagar, Garhwal Zone	0.07	The payment of civil works has been made and IDC Account for in this year 2017-18	UERC Tariff Regulations, 2015	0.07
6	18-04-2016	Const. of 1 no. 220 Kv Bus Coupler Bay at 220 KV Haldwani	0.07	Undischarged Liability - Late receipt of bills from the contractor	UERC Tariff Regulations, 2015	0.07
7	17-02-2016	Const. of 132 KV (2x40MVA) S/s Chudiyala and LILO line Chudiyala-Haridwar	0.29	The bill of contractor has been received in 2017-18 and the IDC has been account for in this year	UERC Tariff Regulations, 2015	14.06

Director (Project)
PTCUL Dehradun

8	18-01-2016	Increasing capacity of 132 KV S/s Bhupatwala Haridwar from 2x40 MVA to 3x40MVA & Const. of 03 Nos. 33 KV Bays	4.73	The bills of supply has been received in 2016-17 and after reconciliation of material has been transferred in the books of accounts in 2017-2018	UERC Tariff Regulations, 2015	6.67
9	18-12-2016	Procurement and Erection of 2x50 MVA T/F alongwith 220 & 33 KV Bays at 220 KV S/s Pantnagar	6.42	Work completed in FY 2016-17 but after reconciliation material has been booked in 2017-18 according to the As excuted estimated	UERC Tariff Regulations, 2015	15.81
10	01-06-2016	Increasing Capacity of 220 KV S/s SIDCUL Haridwar from 2x80MVA (132/33KV) to 2x80MVA (132/33)+ 1X50MVA (220/33KV)	8.75	Work completed in FY 2016-17 but after reconciliation material has been booked in 2017-18 according to the As excuted estimated and IDC account for in this year.	UERC Tariff Regulations, 2015	6.43
11	25-12-2015	Augm. of Transformer Capacity of 132/33 KV S/s Jwalapur from 2x40 MVA to 3x40 MVA in Haridwar (09303014)	0.71	The bill of contractor has been received in 2017-18 and IDC has been account for in this year	UERC Tariff Regulations, 2015	4.43
12	17-01-2015	132 KVS/S Hardwar road Dehradun (Laltappar) (Project)	2.56	Works deferred for execution- Conctruction of colony.	UERC Tariff Regulations, 2015	28.09
13	05-08-2015	Increasing Capacity at existing 132/33 KV Bhowali S/s from (6x5) MVA to (6x5)+(1x20)MVA (09303005)	0.05	Undischarged Liability - Late receival of bills from the contractor	UERC Tariff Regulations, 2015	4.79
Sub-Total			23.34			
After Cut-off Date						
1	01-10-2012	132 KVS/S Sitarganj (SIDCUL) (Project)	1.03	Works deferred for execution- Conctruction of colony was deferred due to dispute with contractor.	UERC Tariff Regulations, 2015	23.54
2	01-01-2014	220 KVS/S Dehradun (320MVA) (Project)	3.51	Works deferred for execution- Conctruction of colony.	UERC Tariff Regulations, 2015	85.73
3	23-05-2014	Supply & Erection of DCDB at 132 Kv S/s Haldwani	0.00	Undischarged Liability - Late receival of bills from the contractor	UERC Tariff Regulations, 2015	0.00
4	01-01-2014	Increasing capacity of 220/33 KV S/s Jhajra, DDun from 2x40 MVA to 2x80MVA alongwith associated accessories.	0.12	Undischarged liability -Rs 1230878.00 wrongly book in bhupatwala scheme 9664 in march 2017(2016-2017) but actual book in Scheme jhajra 9665 Rs 1230878.00 by voucher no 544 dated 11-1-2018(2017-18)	UERC Tariff Regulations, 2015	0.12

5	31-08-2013	Const. of 1 no. Incoming Bay at 132 Kv S/s Bhowali	0.40	Undischarged Liability - Late receival of bills from the contractor	UERC Tariff Regulations, 2015	0.40
		Sub-Total	5.07			
		Total	28.41			

1. In case the project has been completed and any tariff notification(s) has already been issued in the past, fill column 7 giving the cost as admitted for the purpose of tariff notification already issued by (Name of the authority) (Enclose copy of the tariff Order).

Note:

- Fill the form in chronological order year wise along with detailed justification clearly bringing out the necessity and the bonofits accruing to the bonoficiaries.
- In case initial spares are purchased along with any equipment, then the cost of such spares should be indicated separately.
- In case of de-capitalisation of assets separate details to be furnished. Further, the original book value and year of capitalisation of such asset to be furnished. Where de-caps are on estimated basis the same to be shown separately.

[Signature]
Petitioner

Director (Project)
PTCCL

Name of Transmission Licensee

Power Transmission Corporation of Uttarakhand Limited

Form: 9.9**Financing of Additional Capitalisation**

(Figures in Rs Crore)

Financial Year (Starting from COD)	Actual/Projected			Admitted		
	FY 2015-16	FY 2016-17	FY 2017-18	FY 2015-16	FY 2016-17	FY 2017-18*
1	2	3	4	7	8	9
Amount capitalised in Work/Equipment	31.05	16.27	28.69	25.42	10.45	
Financing Details						
REC I & III	0.00	0.00	-0.39	0.00	0.00	
REC II	3.465	3.41	0.00	0.45	0.39	
REC IV	14.945	3.82	5.09	14.14	2.76	
REC V	3.01	3.95	0.00	2.88	3.95	
REC XII	0.00	0.00	0.06	0.00	0.00	
REC (SI)	0.00	0.22	0.00	0.00	0.22	
PFC	0.315	0.00	0.00	0.32	0.00	
Other Schemes	0.00	0.00	14.8	0.00	0.00	
Total Loan	21.73	11.39	19.56	17.79	7.32	
Equity	9.32	4.88	8.38	7.63	3.14	
Internal Resources	0.00	0.00	0.75	0.00	0.00	
Total	31.05	16.27	28.69	25.42	10.45	

Note:

* Admittance for FY 2017-18 shall be known after true-up of the said year.

Director (Project)
PTCUL Dehradun

Lam
Petitione

Name of Transmission Licensee

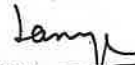
Power Transmission Corporation of Uttarakhand Limited

Form: 9.C

Statement of De-capitalisation

(Figures in Rs Crore)

Sr. No.	Year of De-capitalisation	Work/Equipment proposed to be De-capitalised	Year of capitalisation of asset/equipment being decapitalised	Original Book Value of the asset being decapitalised	Debt Equity ratio at the time of capitalisation	Cumulative Depreciation corresponding to decapitalisation	Cumulative Repayment of Loan corresponding to decapitalisation	Justification
(1)	(2)	(3)	(4)	(5)	(6)	(7)	(8)	(9)
1	2017-18	Office Equipment		0.0031				


 Petitioner
 Director (Project)
 PTCUL Dehradun

Name of Transmission Licensee

Power Transmission Corporation of Uttarakhand Limited

Form 10.1
Statement of Asset wise Depreciation

Previous year (2017-18)

(Figures in Rs Crore)

Particulars of Assets	Rate of Depreciation in %	Accumulated depreciation at the beginning of the year	Depreciation provided for the year	Withdrawals during the year	Balance of accumulated depreciation at the end of the year
Land (Owned)	0.00%	-	0.00		-
Land (Lease Rights)	3.34%	7.60	0.89		8.50
Buildings	3.34%	30.84	1.94		32.78
Hydraulic Works	6.28%	0.30	0.14		0.53
Other Civil Works	3.34%	1.99	0.29		2.27
Plant & Machinery	5.28%	350.29	32.48		382.77
Lines&Cable Network	5.28%	229.24	26.34		255.58
Vehicles	9.50%	0.92	0.09		1.00
Furniture and Fixtures	6.33%	0.95	0.16		1.10
Office Equipment	6.33%	0.79	0.10	0.00	0.89
Computers & IT Equipment	15.00%	0.08	0.16		0.23
Total		623.08	62.57	0.00	685.66

* As per Accounts

Current Year (2018-19)

(Figures in Rs Crore)

Particulars of Assets	Rate of Depreciation in %	Accumulated depreciation at the beginning of the year	Depreciation provided for the year		Withdrawals during the year		Balance of accumulated depreciation at the end of the year
			Apr-Sep (Actual)	Oct-Mar (Estimated)	Apr-Sep (Actual)	Oct-Mar (Estimated)	
Land (Owned)	0.00%	-		0.00	0.00	0.00	-
Land (Lease Rights)	3.34%	8.50		1.14	0.00	0.00	9.63
Buildings	3.34%	32.78		2.28	0.00	0.00	35.06
Hydraulic Works	5.28%	0.53		0.15	0.00	0.00	0.68
Other Civil Works	3.34%	2.27		0.32	0.00	0.00	2.60
Plant & Machinery	5.28%	382.77		39.28	0.00	0.00	422.05
Lines&Cable Network	5.28%	255.58		29.91	0.00	0.00	285.49
Vehicles	9.50%	1.00		0.10	0.00	0.00	1.11
Furniture and Fixtures	6.33%	1.10		0.20	0.00	0.00	1.30
Office Equipment	6.33%	0.89		0.11	0.00	0.00	1.00
Computers & IT Equipment	15.00%	0.23		0.20	0.00	0.00	0.43
Total		685.66		73.69	0.00	0.00	759.35

Ensuing year (2019-20)

(Figures in Rs Crore)

Particulars of Assets	Rate of Depreciation in %	Accumulated depreciation at the beginning of the year	Depreciation provided for the year	Withdrawals during the year	Balance of accumulated depreciation at the end of the year
Land (Owned)	0.00%	-	0.00	0.00	-
Land (Lease Rights)	3.34%	9.63	1.45	0.00	11.08
Buildings	3.34%	35.06	2.92	0.00	37.98
Hydraulic Works	5.28%	0.68	0.20	0.00	0.88
Other Civil Works	3.34%	2.60	0.41	0.00	3.01
Plant & Machinery	5.28%	422.05	60.16	0.00	472.21
Lines&Cable Network	5.28%	285.49	38.25	0.00	323.74
Vehicles	9.50%	1.11	0.13	0.00	1.24
Furniture and Fixtures	6.33%	1.30	0.25	0.00	1.55
Office Equipment	6.33%	1.00	0.15	0.00	1.15
Computers & IT Equipment	15.00%	0.43	0.25	0.00	0.68
Total		759.35	94.18	0.00	853.53

 Director (Project)
 PTCUL Dehradun

Form 10.1
Statement of Asset wise Depreciation

Ensuing year (2020-21)

(Figures in Rs Crore)

Particulars of Assets	Rate of Depreciation in %	Accumulated depreciation at the beginning of the year	Depreciation provided for the year	Withdrawals during the year	Balance of accumulated depreciation at the end of the year
Land (Owned)	0.00%	-	0.00	0.00	-
Land (Lease Rights)	3.34%	11.08	1.81	0.00	12.90
Buildings	3.34%	37.98	3.65	0.00	41.62
Hydraulic Works	5.28%	0.88	0.25	0.00	1.13
Other Civil Works	3.34%	3.01	0.52	0.00	3.53
Plant & Machinery	5.28%	472.21	62.74	0.00	534.95
Lines&Cable Network	5.28%	323.74	47.80	0.00	371.54
Vehicles	9.50%	1.24	0.17	0.00	1.41
Furniture and Fixtures	6.33%	1.55	0.32	0.00	1.87
Office Equipment	6.33%	1.15	0.18	0.00	1.33
Computers & IT Equipment	15.00%	0.68	0.31	0.00	0.99
Total		853.53	117.74	0.00	971.27

Ensuing year (2021-22)

(Figures in Rs Crore)

Particulars of Assets	Rate of Depreciation in %	Accumulated depreciation at the beginning of the year	Depreciation provided for the year	Withdrawals during the year	Balance of accumulated depreciation at the end of the year
Land (Owned)	0.00%	-	0.00	0.00	-
Land (Lease Rights)	3.34%	12.90	2.32	0.00	15.22
Buildings	3.34%	41.62	4.67	0.00	46.29
Hydraulic Works	5.28%	1.13	0.31	0.00	1.44
Other Civil Works	3.34%	3.53	0.66	0.00	4.19
Plant & Machinery	5.28%	534.95	80.37	0.00	615.32
Lines&Cable Network	5.28%	371.54	61.20	0.00	432.74
Vehicles	9.50%	1.41	0.21	0.00	1.62
Furniture and Fixtures	6.33%	1.87	0.41	0.00	2.28
Office Equipment	6.33%	1.33	0.23	0.00	1.57
Computers & IT Equipment	15.00%	0.99	0.40	0.00	1.39
Total		971.27	150.79	0.00	1,122.06

Jamp
Petitioner

Director (Project)
PTCUL Dehradun

Name of Transmission Licensee

Power Transmission Corporation of Uttarakhand Limited

Form: 11.1


Statement of Capital Expenditure

(Figures in Rs Crore)

Particulars	FY of Capitalisation	Previous Year (2017-18) Actual / Audited	Current Year (2018-19)			Remarks+	Ensuing Year (2019-20)	Ensuing Year (2020-21)	Ensuing Year (2021-22)	Remarks+	Total Expenditure Approved by Competent Authority	Total Expenditure Actually Incurred	Remarks+
			Apr-Sep (Actual)	Oct-Mar (Estimated)	Total (April - March)		Projected	Projected	Projected				
A) Expenditure Details													
Land and Rights		0.00	0.00	1.05	1.05		1.81	1.46	3.12				
Land (Lease Rights)		7.66	2.19	4.77	6.96		12.00	9.69	20.75				
Buildings		9.23	3.21	10.77	13.98		24.12	19.48	41.69				
Hydraulic Works		0.00	0.32	0.28	0.60		1.03	0.83	1.78				
Other Civil Works		0.14	3.91	-1.92	1.99		3.43	2.77	5.92				
Plant & Machinery		53.35	87.98	64.76	152.74		263.45	212.77	455.36				
Lines & Cable Network		23.01	12.44	103.55	116.00		200.08	161.59	345.83				
Vehicles		0.12	0.00	0.22	0.22		0.39	0.31	0.67				
Furniture and Fixtures		0.64	0.04	0.60	0.64		1.10	0.89	1.91				
Office Equipment		0.20	0.09	0.28	0.37		0.64	0.52	1.10				
Computers & IT Equipment		0.28	0.09	0.18	0.27		0.46	0.37	0.80				
Total (A)		94.62	110.27	184.54	294.81		508.50	410.69	878.92				
B) Break up of sources of financing													
Rupee term Loan													
PFC/REC		54.17	77.19	129.18	206.37		355.95	287.48	615.24				
Foreign Currency Loan													
Debt 1		0.00	0.00	0.00	0.00		0.00	0.00	0.00				
Equity													
In Rupees		23.22	33.08	55.36	88.44		152.55	123.21	263.68				
In Foreign Currency													
Others (Please specify)													
Consumer Contribution/Grant/Subsidy		17.23	0.00	0.00	0.00		0.00	0.00	0.00				
Total (B)		94.62	110.27	184.54	294.81		508.50	410.69	878.92				

Note:

- The break up wherever required and necessary may be given in respect of Loans and Equity financing supported with respective documentation.
- Copies of Approval from competent authorities (if required) may be furnished in respect of cost of each Scheme, its components and scheme of finance.
- Remarks+: Explain for the causes of deviation if the actual expenditure during the current year is expected to be different from that approved by UERC or other authorised agencies
- Remarks++: Explain for the causes of deviation if the total actual expenditure is different from that approved by UERC or the authorised agencies


Petitioner

Director (Project)
PTCUL Dehradun

Name of Transmission Licensee

Power Transmission Company of Uttarakhand Limited

Form: 15.1

Statement of Outstanding Loans

Previous year (n-1) F.Y 2017-18

(Figures in Rs)

Loan Agency (Source of loan)	Rate of interest (%) (Average)		Repayment period (Years)		Balance at the beginning of the year		Amount received during the year		Principal due during the year		Principal redeemed during the year		Principal Overdue at the year end		Principal Due at the year end		Remarks
	Actual	Audited	Actual	Audited	Actual	Audited	Actual	Audited	Actual	Audited	Actual	Audited	Actual	Audited	Actual	Audited	
(1)	(2)	(3)	(4)	(5)	(6)	(7)	(8)	(9)	(10)	(11)	(12)	(13)	(14)	(15)	(16)	(17)	(18)
A. Other than state government																	
REC I(270001-270003)			10 Years		2.00												2.00
REC II (1450001-145008)	11.30		10 Years		3639,31,813.00				1170,15,771.00		1170,15,771.00						2469,16,042.00
REC III(1450011)	11.35		10 Years		5452,81,728.00				1090,52,345.00		1090,52,345.00						4362,09,383.00
REC IV(145009)	11.40		10 Years		7768,38,830.00				1109,76,975.00		1109,76,975.00						6658,61,855.00
REC V(1183637)	11.42		10 Years		5135,75,942.00		119,87,000.11		750,80,420.00		750,80,420.00						4504,82,522.11
REC X (REC 5762)	11.71		10 Years		272,29,500.00				30,25,500.00		30,25,500.00						242,04,000.00
REC XI (REC 5767)	11.47		10 Years		1091,99,680.00				121,33,298.00		121,33,298.00						970,66,382.00
REC 4365	11.60		10 Years		693,76,500.00				77,08,500.00		77,08,500.00						616,68,000.00
REC 5011	11.25		10 Years		169,33,927.00				18,81,547.00		18,81,547.00						150,52,380.00
REC 5531	11.25		10 Years		327,41,414.00				36,37,934.00		36,37,934.00						291,03,480.00
REC 5533	11.25		10 Years		272,31,750.00				30,25,750.00		30,25,750.00						242,06,000.00
REC 5534	11.25		10 Years		202,44,420.00				22,49,380.00		22,49,380.00						179,95,040.00
REC 5072	11.43		10 Years		286,66,318.00				31,85,146.00		31,85,146.00						254,81,172.00
REC 5763	11.29		10 Years		716,50,000.00		1055,38,000.00										1771,88,000.00
REC 7085	11.34		10 Years		861,38,810.00		148,22,000.32										1009,60,810.32
REC 6410	11.25		10 Years		696,48,600.00				69,64,860.00		69,64,860.00						626,83,740.00
REC 9029	11.11		12 Years		875,39,700.00		19,80,000.00										895,19,700.00
REC 8851	11.25		15 Years		523,75,400.00												523,75,400.00
REC 5765	11.04		12 Years		286,05,001.00		424,03,948.57										710,08,948.57
REC 9025	11.25		15 Years		165,22,166.00												165,22,166.00
REC 9030	11.07		15 Years		1198,48,400.00		992,06,538.83										2190,54,938.83
REC 7367	11.07		10 Years		513,46,620.00		336,67,000.00										850,13,620.00
REC 9290	10.96		15 Years		170,00,002.00		369,00,000.00										539,00,002.00
REC 9666	10.96		15 Years		662,00,000.00		63,00,000.00										725,00,000.00
REC 9665	11.04		15 Years		679,00,000.00		18,00,000.00										697,00,000.00
REC 9218	10.82		15 Years		512,40,000.00		383,60,000.00										896,00,000.00
REC 9664	11.25		15 Years		407,00,000.00												407,00,000.00
REC 9031	9.52		15 Years				114,20,000.00										114,20,000.00
REC 9796	9.52		15 Years				145,00,000.00										145,00,000.00
REC 5764	9.52		10 Years				878,37,000.23										878,37,000.23
PFC (NABARD GAP FUNDING)09303001	12.00		6 Years		9186,00,003.00				2041,33,334.00		2041,33,334.00						7144,66,669.00
PFC (CAPITAL R&M)(Loan No. 9303002)	11.75		10 Years		1877,81,924.00				174,68,086.00		174,68,086.00						1703,13,838.00
PFC (COMPUTER LOAN)(9312001)	0.00				1.00												1.00
PFC (09303004)	11.25		10 Years		2609,57,907.00												2609,57,907.00
PFC (09303005)	11.88		15 Years		144,46,513.00				10,31,893.00		10,31,893.00						134,14,620.00
PFC (09303006)	11.88		15 Years		184,18,766.00				13,15,625.00		13,15,625.00						171,03,141.00
PFC (09303007)	11.88		15 Years		338,73,282.00				24,63,512.00		24,63,512.00						314,09,770.00
PFC (09303008)	11.88		15 Years		150,16,944.00				10,92,141.00		10,92,141.00						139,24,803.00
PFC (09303009)	11.88		15 Years		72,58,987.00				5,09,402.00		5,09,402.00						67,49,585.00
PFC (09303010)	11.47		15 Years		282,21,266.00												282,21,266.00
PFC (09303011)	10.25		15 Years				2418,14,447.00										2418,14,447.00
PFC (09303012)	11.88		15 Years		517,62,025.00				39,06,568.00		39,06,568.00						478,55,457.00
PFC (09303014)	11.25		15 Years		311,00,000.00				20,73,334.00		20,73,334.00						290,26,666.00
PFC (09303015)	11.25		15 Years		341,00,000.00				22,73,334.00		22,73,334.00						318,26,666.00
PFC (09303016)	11.08		15 Years		345,40,576.00		29,80,608.00		6,25,019.00		6,25,019.00						368,76,165.00
PFC (09303013)	10.37		15 Years		510,43,929.00		1393,59,577.00										1904,03,506.00
PFC (09303033)	9.53		15 Years				882,55,506.00										882,55,506.00
PFC (09303034)	9.53		15 Years				456,05,561.00										456,05,561.00
Sub-Total (A)					50450,68,644.00		10247,17,187.06		6928,29,674.00		6928,29,674.00						53769,56,157.06
B. Government Loans																	
Type 1																	
Type 2																	
Type 3 etc.																	
Sub-Total (B)																	
Sub-Total (A+B)																	
C. Normative Loans																	
TOTAL (A+B+C)					50450,68,644.00		10247,17,187.06		6928,29,674.00		6928,29,674.00						53769,56,157.06
Add:- ADB (UITP Projects) F.Y. 2017-18					1673,58,371.80												
Total as per Balance sheet					52124,27,015.80												

Current Year (n) Upto Sept-2018

Director (Project)
PTCUL Dehradun

Leung

(Figures in Rs)

Loan Agency (Source of loan)	Rate of Interest (%)	Repayment period (Years)	Balance at the beginning of the year	Amount received during the year	Principal due during the year	Principal redeemed during the year	Principal Overdue at the year end	Principal Due at the year end	Remarks
	Estimated	Estimated	Estimated	Estimated	Estimated	Estimated	Estimated	Estimated	
(1)	(2)	(3)	(4)	(5)	(6)	(7)	(8)=(6)-(7)	(9)=(4)+(5)-(6)	(10)
A. Other than state government									
REC I(270001-270003)		10 Years	2.00	-	-	-	-	2.00	
REC II (1450001-1450008)	11.30	10 Years	2469,16,042.00	-	128,84,500.00	128,84,500.00	-	2340,31,542.00	
REC III(14500011)	11.35	10 Years	4362,09,383.00	-	-	-	-	4362,09,383.00	
REC IV(145009)	11.40	10 Years	6658,61,855.00	508,51,000.00	1109,76,977.00	1109,76,977.00	-	6057,35,878.00	
REC V(1183637)	11.42	10 Years	4504,82,522.11	-	-	-	-	4504,82,522.11	
REC X (REC 5762)	11.71	10 Years	242,04,000.00	-	30,25,500.00	30,25,500.00	-	211,78,500.00	
REC XI (REC 5787)	11.47	10 Years	970,66,382.00	-	121,33,298.00	121,33,298.00	-	849,33,084.00	
REC 4365	11.60	10 Years	616,68,000.00	-	77,08,500.00	77,08,500.00	-	539,59,500.00	
REC 5011	11.25	10 Years	150,52,380.00	-	-	-	-	150,52,380.00	
REC 5531	11.25	10 Years	291,03,480.00	-	-	-	-	291,03,480.00	
REC 5533	11.25	10 Years	242,06,000.00	-	-	-	-	242,06,000.00	
REC 5534	11.25	10 Years	179,95,040.00	-	-	-	-	179,95,040.00	
REC 5072	11.43	10 Years	254,81,172.00	-	31,85,147.00	31,85,147.00	-	222,96,025.00	
REC 5783	11.29	10 Years	1771,88,000.00	474,43,000.01	-	-	-	2246,31,000.01	
REC 7085	11.34	10 Years	1009,60,810.32	-	-	-	-	1009,60,810.32	
REC 6410	11.26	10 Years	826,03,740.00	-	89,84,880.00	89,84,880.00	-	736,18,860.00	
REC 9029	11.11	12 Years	895,19,700.00	-	-	-	-	895,19,700.00	
REC 8851	11.25	15 Years	523,75,400.00	-	-	-	-	523,75,400.00	
REC 5765	11.04	12 Years	710,08,949.57	777,43,000.00	-	-	-	1487,51,949.57	
REC 9025	11.25	15 Years	165,22,166.00	-	-	-	-	165,22,166.00	
REC 9030	11.07	15 Years	2190,54,938.83	231,69,000.00	-	-	-	2422,23,938.83	
REC 7367	11.07	10 Years	850,13,620.00	-	-	-	-	850,13,620.00	
REC 9290	10.96	15 Years	539,00,002.00	-	-	-	-	539,00,002.00	
REC 9666	10.96	15 Years	725,00,000.00	77,00,000.00	-	-	-	802,00,000.00	
REC 9665	11.04	15 Years	697,00,000.00	52,00,000.00	-	-	-	749,00,000.00	
REC 9218	10.82	15 Years	896,00,000.00	146,00,000.00	-	-	-	1042,00,000.00	
REC 9664	11.25	15 Years	407,00,000.00	-	-	-	-	407,00,000.00	
REC 9031	9.52	15 Years	114,20,000.00	-	-	-	-	114,20,000.00	
REC 9796	9.52	15 Years	145,00,000.00	16,00,000.00	-	-	-	161,00,000.00	
REC 5764	9.52	10 Years	878,37,000.23	296,60,000.03	-	-	-	1174,97,000.26	
PFC (NABARD GAP FUNDING)09303001	12.00	6 Years	7144,66,669.00	-	1020,66,670.00	1020,66,670.00	-	6123,99,999.00	
PFC (CAPITAL R&M)(Loan No. 9303002)	11.75	10 Years	1703,13,838.00	-	87,34,044.00	87,34,044.00	-	1615,79,794.00	
PFC (COMPUTER LOAN)(9312001)	0.00	-	1.00	-	-	-	-	1.00	
PFC (09303004)	11.25	10 Years	2609,57,907.00	-	-	-	-	2609,57,907.00	
PFC (09303005)	11.88	15 Years	134,14,620.00	-	5,15,947.00	5,15,947.00	-	128,98,673.00	
PFC (09303006)	11.88	15 Years	171,03,141.00	-	6,57,814.00	6,57,814.00	-	164,45,327.00	
PFC (09303007)	11.88	15 Years	314,09,770.00	-	12,31,755.00	12,31,755.00	-	301,78,015.00	
PFC (09303008)	11.88	15 Years	139,24,803.00	-	5,46,071.00	5,46,071.00	-	133,78,732.00	
PFC (09303009)	11.88	15 Years	67,49,585.00	-	2,54,701.00	2,54,701.00	-	64,94,884.00	
PFC (09303010)	11.47	15 Years	282,21,266.00	487,78,259.00	-	-	-	749,99,525.00	
PFC (09303011)	10.25	15 Years	2418,14,447.00	306,37,207.00	-	-	-	2724,51,654.00	
PFC (09303012)	11.88	15 Years	478,55,457.00	-	19,53,284.00	19,53,284.00	-	459,02,173.00	
PFC (09303014)	11.25	15 Years	290,26,666.00	-	10,36,667.00	10,36,667.00	-	279,89,999.00	
PFC (09303015)	11.25	15 Years	318,26,666.00	-	11,36,668.00	11,36,668.00	-	306,89,998.00	
PFC (09303016)	11.08	15 Years	368,76,165.00	-	12,50,040.00	12,50,040.00	-	356,26,125.00	
PFC (09303013)	10.37	15 Years	1904,03,506.00	442,81,565.00	-	-	-	2346,85,071.00	
PFC (09303033)	9.53	15 Years	882,55,506.00	337,13,316.00	-	-	-	1219,68,822.00	
PFC (09303034)	9.53	15 Years	456,05,561.00	46,81,836.00	-	-	-	502,87,397.00	
Sub-Total (A)			53769,56,157.06	4180,58,183.04	2762,62,443.00	2762,62,443.00	-	55187,51,897.10	
B. Government Loans									
Type 1									
Type 2									
Type 3 etc.									
Sub-Total (B)									
Sub-Total (A+B)									
C. Normative Loans									
TOTAL (A+B+C)			53769,56,157.06	4180,58,183.04	2762,62,443.00	2762,62,443.00	-	55187,51,897.10	
Add:- ADB (UITP Projects) F.Y. 2016-17			17,22,344.72						
Total as per Balance sheet			53786,78,501.78						

Sampy

Director (Project)
PTCUL Dehradun

Loan Agency (Source of loan)	(Figures in Rs)									Remarks
	Rate of interest (%)	Repayment period (Years)	Balance at the beginning of the year	Amount received during the year	Principal due during the year	Principal redeemed during the year	Principal Overdue at the year end	Principal Due at the year end		
(1)	Estimated (2)	Estimated (3)	Estimated (4)	Estimated (5)	Estimated (6)	Estimated (7)	Estimated (8)=(6)-(7)	Estimated (9)=(4)+(5)-(8)	(10)	
A. Other than state government										
REC I(270001-270003)		10 Years	2.00					2.00		
REC II (1450001-145008)	11.30	10 Years	2340,31,542.00		128,84,500.00	128,84,500.00		2211,47,042.00		
REC III(14500011)	11.35	10 Years	4362,09,383.00					4362,09,383.00		
REC IV(145009)	11.40	10 Years	6057,35,878.00	417,20,000.00	1109,76,977.00	1109,76,977.00		5364,78,901.00		
REC V(1183637)	11.42	10 Years	4504,82,522.11					4504,82,522.11		
REC X (REC 5762)	11.71	10 Years	211,78,500.00		30,25,500.00	30,25,500.00		181,53,000.00		
REC XI (REC 5767)	11.47	10 Years	849,33,084.00		121,33,288.00	121,33,288.00		727,99,796.00		
REC 4385	11.60	10 Years	539,59,500.00	227,50,000.00	77,08,500.00	77,08,500.00		690,01,000.00		
REC 5011	11.25	10 Years	150,52,380.00					150,52,380.00		
REC 5531	11.25	10 Years	291,03,480.00					291,03,480.00		
REC 5533	11.25	10 Years	242,06,000.00					242,06,000.00		
REC 5534	11.25	10 Years	179,95,040.00					179,95,040.00		
REC 5072	11.43	10 Years	222,96,025.00		31,85,147.00	31,85,147.00		191,10,878.00		
REC 5763	11.29	10 Years	2246,31,000.01					2246,31,000.01		
REC 7086	11.34	10 Years	1009,60,810.32					1009,60,810.32		
REC 6410	11.25	10 Years	557,18,880.00		69,64,860.00	69,64,860.00		487,54,020.00		
REC 9029	11.11	12 Years	895,19,700.00					895,19,700.00		
REC 8851	11.25	15 Years	523,75,400.00	207,20,000.00				730,95,400.00		
REC 5765	11.04	12 Years	1487,51,949.57					1487,51,949.57		
REC 9025	11.25	15 Years	165,22,166.00	147,00,000.00				312,22,166.00		
REC 9030	11.07	15 Years	2422,23,938.83	3220,00,000.00				5642,23,938.83		
REC 7367	11.07	10 Years	850,13,620.00					850,13,620.00		
REC 9290	10.96	15 Years	539,00,002.00	642,60,000.00				1181,60,002.00		
REC 9666	10.96	15 Years	802,00,000.00					802,00,000.00		
REC 9665	11.04	15 Years	749,00,000.00					749,00,000.00		
REC 9218	10.82	15 Years	1042,00,000.00	560,00,000.00				1602,00,000.00		
REC 9664	11.25	15 Years	407,00,000.00					407,00,000.00		
REC 9031	9.52	15 Years	114,20,000.00					114,20,000.00		
REC 9796	9.52	15 Years	161,00,000.00	443,80,000.00				604,80,000.00		
REC 5764	9.52	10 Years	1174,97,000.26					1174,97,000.26		
PFC (NABARD GAP FUNDING)09303001	12.00	6 Years	6123,99,999.00		1020,66,670.00	1020,66,670.00		5103,33,329.00		
PFC (CAPITAL R&M)(Loan No. 9303002)	11.75	10 Years	1615,79,794.00		87,34,044.00	87,34,044.00		1528,45,750.00		
PFC (COMPUTER LOAN)(9312001)	0.00		1.00					1.00		
PFC (09303004)	11.25	10 Years	2609,57,907.00					2609,57,907.00		
PFC (09303005)	11.88	15 Years	128,98,673.00		5,15,947.00	5,15,947.00		123,82,726.00		
PFC (09303006)	11.88	15 Years	164,45,327.00		6,57,814.00	6,57,814.00		157,87,513.00		
PFC (09303007)	11.88	15 Years	301,78,015.00		12,31,755.00	12,31,755.00		289,46,260.00		
PFC (09303008)	11.88	15 Years	133,78,732.00		5,46,071.00	5,46,071.00		128,32,661.00		
PFC (09303009)	11.88	15 Years	84,94,884.00		2,54,701.00	2,54,701.00		82,40,183.00		
PFC (09303010)	11.47	15 Years	749,99,525.00	2571,10,000.00				3321,09,525.00		
PFC (09303011)	10.25	15 Years	2724,51,654.00					2724,51,654.00		
PFC (09303012)	11.88	15 Years	459,02,173.00		19,53,284.00	19,53,284.00		439,48,889.00		
PFC (09303014)	11.25	15 Years	279,89,999.00		10,36,667.00	10,36,667.00		269,53,332.00		
PFC (09303015)	11.25	15 Years	306,89,998.00		11,36,668.00	11,36,668.00		295,53,330.00		
PFC (09303016)	11.08	15 Years	356,26,125.00	128,80,000.00	12,50,040.00	12,50,040.00		472,56,085.00		
PFC (09303013)	10.37	15 Years	2346,85,071.00	4018,00,000.00				6364,85,071.00		
PFC (09303033)	9.53	15 Years	1219,68,822.00					1219,68,822.00		
PFC (09303034)	9.53	15 Years	502,87,387.00					502,87,387.00		
Sub-Total (A)			55187,51,897.10	12583,20,000.00	2762,62,443.00	2762,62,443.00		65008,09,454.10		
B. Government Loans										
Type 1										
Type 2										
Type 3 etc.										
Sub-Total (B)										
Sub-Total (A+B)										
C. Normative Loans										
TOTAL (A+B+C)			55187,51,897.10	12583,20,000.00	2762,62,443.00	2762,62,443.00		65008,09,454.10		
Add:- ADB (UITP Projects) F.Y. 2016-17										
Total as per Balance sheet										

Lampy

Director (Project)
PTCUL Dehradun

Ensuing year (FY 2019-20)

									(Figures in Rs Crore)
Loan Agency (Source of loan)	Rate of Interest (%)	Repayment period (Years)	Balance at the beginning of the year	Amount to be received during the year	Principal due during the year	Principal to be redeemed during the year	Principal Overdue at the year end	Principal Due at the year end	Remarks
(1)	Estimated (2)	Estimated (3)	Estimated (4)	Estimated (5)	Estimated (6)	Estimated (7)	Estimated (8)=(6)-(7)	Estimated (9)=(4)+(5)-(6)	(10)
A. Other than state government									
PFC/REC/other institutions			65008,09,454	55998,60,000	5525,24,886	5525,24,886.00	-	115481,44,568.10	
Sub-Total (A)			65008,09,454.10	55998,60,000.00	5525,24,886.00	5525,24,886.00	-	115481,44,568.10	
B. Government Loans									
Type 1	0.00		0.00	0.00	0.00	0.00	0.00	0.00	
Type 2	0.00		0.00	0.00	0.00	0.00	0.00	0.00	
Type 3 etc.	0.00		0.00	0.00	0.00	0.00	0.00	0.00	
Sub-Total (B)			-	-	-	-	-	-	
Sub-Total (A+B)			65008,09,454.10	55998,60,000.00	5525,24,886.00	5525,24,886.00	-	115481,44,568.10	
C. Normative Loans									
TOTAL (A+B+C)									

Ensuing year (FY 2020-21)

									(Figures in Rs Crore)
Loan Agency (Source of loan)	Rate of Interest (%)	Repayment period (Years)	Balance at the beginning of the year	Amount to be received during the year	Principal due during the year	Principal to be redeemed during the year	Principal Overdue at the year end	Principal Due at the year end	Remarks
(1)	Estimated (2)	Estimated (3)	Estimated (4)	Estimated (5)	Estimated (6)	Estimated (7)	Estimated (8)=(6)-(7)	Estimated (9)=(4)+(5)-(6)	(10)
A. Other than state government									
PFC/REC/other institutions			115481,44,568.10	57278,20,000.00	5525,24,886.00	5525,24,886.00	-	167234,39,682.10	
Sub-Total (A)			115481,44,568.10	57278,20,000.00	5525,24,886.00	5525,24,886.00	-	167234,39,682.10	
B. Government Loans									
Type 1	0.00		0.00	0.00	0.00	0.00	0.00	0.00	
Type 2	0.00		0.00	0.00	0.00	0.00	0.00	0.00	
Type 3 etc.	0.00		0.00	0.00	0.00	0.00	0.00	0.00	
Sub-Total (B)			-	-	-	-	-	-	
Sub-Total (A+B)			115481,44,568.10	57278,20,000.00	5525,24,886.00	5525,24,886.00	-	167234,39,682.10	
C. Normative Loans									
TOTAL (A+B+C)									

Ensuing year (FY 2021-22)

									(Figures in Rs Crore)
Loan Agency (Source of loan)	Rate of Interest (%)	Repayment period (Years)	Balance at the beginning of the year	Amount to be received during the year	Principal due during the year	Principal to be redeemed during the year	Principal Overdue at the year end	Principal Due at the year end	Remarks
(1)	Estimated (2)	Estimated (3)	Estimated (4)	Estimated (5)	Estimated (6)	Estimated (7)	Estimated (8)=(6)-(7)	Estimated (9)=(4)+(5)-(6)	(10)
A. Other than state government									
PFC/REC/other institutions			167234,39,682.10	46452,70,000.00	5525,24,886.00	5525,24,886.00	-	208161,84,796.10	
Sub-Total (A)			167234,39,682.10	46452,70,000.00	5525,24,886.00	5525,24,886.00	-	208161,84,796.10	
B. Government Loans									
Type 1	0.00		0.00	0.00	0.00	0.00	0.00	0.00	
Type 2	0.00		0.00	0.00	0.00	0.00	0.00	0.00	
Type 3 etc.	0.00		0.00	0.00	0.00	0.00	0.00	0.00	
Sub-Total (B)			-	-	-	-	-	-	
Sub-Total (A+B)			167234,39,682.10	46452,70,000.00	5525,24,886.00	5525,24,886.00	-	208161,84,796.10	
C. Normative Loans									
TOTAL (A+B+C)									

- Note: i) In case rescheduling of any loan has been undertaken, the terms of rescheduling to be specified clearly, through an attachment alongwith copy of the letter from the Lender outlining the terms of Re-scheduling.
 ii) Any Loan not allocated to any specific Scheme and not forming part of Approved Financial Package, to be shown separately, with reasons thereof.
 iii) The original Financing Plan and the cumulative repayment as per the Original Financing Plan to be outlined for each Loan.
 iv) For current year, Loans already drawn and the loan proposed to be drawn by end of year to be shown separately.
 v) Any new loan from existing or new lenders to be identified separately as a Loan.
 vi) In case of Foreign Currency Loans, data to be provided in the currency of borrowing alongwith the name of the currency.

Director (Projects)
 POWER TRANSMISSION CORP
 OF UTTARAKHAND LTD., D

NON
 JN
 Petitioner
 Director (Projects)
 POWER TRANSMISSION CORPORATION
 OF UTTARAKHAND LTD., DEHRADUN

Name of Transmission Licensee

Power Transmission Company of Uttarakhand Limited

Form: 15.3**Calculation of Interest on Normative Loan**

(Figures in Rs Crore)

Particulars	Previous Year (2017-18)	Current Year (2018-19)	Ensuing Year (2019-20)	Ensuing Year (2020-21)	Ensuing Year (2021-22)
			Projected	Projected	Projected
Gross Normative Loan - Opening	970.00	1070.29	1273.93	1629.87	1917.35
Cummulative payments of Normative Loan upto Previous Year	523.27	585.84	659.53	753.71	871.45
Net Normative Loan - Opening	446.73	484.45	614.39	876.16	1,045.90
Increase or Decrease during the year	100.29	203.64	355.95	287.48	615.24
Less: Repayment of Normative Loan during the year	62.57	73.69	94.18	117.74	150.79
Net Normative Loan - Closing	484.45	614.39	876.16	1,045.90	1,510.36
Average Normative Loan	465.59	549.42	745.28	961.03	1,278.13
Weighted Average Rate of Interest on Actual Loan on Annual Basis	11.41%	11.41%	11.41%	11.41%	11.41%
Interest on Normative Loan	53.10	62.66	85.00	109.61	145.77

Janjira

 Petitioner

Director (Projects)
 POWER TRANSMISSION CORPORATION
 OF UTTARAKHAND LTD., DEHRADUN

~~Annexure - I~~

Annexure - II

POWER GRID CORPORATION OF INDIA LTD. (CTU)
GURGAON



Date : 25/06/2018

To
POWER TRANSMISSION CORPORATION OF UTTARAKHAND LTD.
VIDYUT BHAWAN, NEAR ISBT CROSSING,
SAHARANPUR ROAD, MAJRA,
DEHRADUN-248002

Kind Attn.: Mr. Kamal Kant, Chief Engineer (C&R)

Sub : Balance Confirmation as on 31st March 2018

Sir,


With reference to the above, your account, as Transmission Licensee, shows a credit balance of Rs. 13,91,56,594/- (Rs. Thirteen Crore Ninety One Lac Fifty Six Thousand Five Hundred and Ninety Four Only) as per our records as on 31st March, 2018 towards all the PoC Customers (DICs).

The same is payable to you on receipt from respective DICs.


You are requested to sign the same and return to us. It will be deemed to have been signed in case your signed confirmation is not received within 15 days from the date of this letter.

All the relevant details have been mailed/ will be mailed as per your additional requirement on kamal_kant@ptcul.org.

Thanking You,


25/6/18

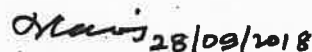
(ISHRAT ALI)
Manager (Commercial)


25/6/18


Ch. Mgr. (Fin)

(Signature- PTCUL)

Note: The above receivable towards PTCUL is as per provisional tariff order from F.Y. 2014-15 to F.Y. 2017-18 received by PTCUL in F.Y. 2017-18. Since, the tariff order from F.Y. 2014-15 to 2018-19 as per approved Hon'ble CERC order dated 22.06.2018 against Petition No. 221/TT/2017, hence the actual receivable/payable shall be considered/accounted for as per above approved tariff order in F.Y. 2018-19. The detail reconciliation statement is enclosed at Annexue-I.


28/09/2018
(Manoj Kumar)
DGM (Finance)

PTCUL


28.09.2018
(Kamal Kant)
Chief Engineer (C&R)

PTCUL


Director (Projects)
POWER TRANSMISSION CORPORATION
OF UTTARAKHAND LTD., DEHRADUN


**Reconciliation between POWERGRID (CTU) and PTCUL (ISTS Licensee)
for year ending 31.03.2018**

figures in Rs.

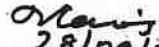
Financial Year	Billing	Cash	Rebate	TDS	Total	Outstanding
2017-18	1899442705	1691797434	14300589	53994601	1760092624	139350081
Rebate in Bills			193487		193487	-193487
Total	1899442705	1691797434	14494076	53994601	1760286111	139156594

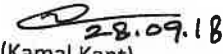
Balance As Per PTCUL	139302866
Add: Rebate to be reversed by PTCUL	17860
Less: Rebate to be considered by PTCUL (Bill-1 Rebate)	193487
Add : Withheld amount(TDS) to be released by CTU	29454
Less: Rounding off	99
Balance As Per CTU	139156594

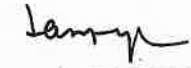

(Ishrat Ali)
Manager (Comml)


(Amik Kumar Jain)
Chief Manager (Finance)

Signature-PTCUL


28/09/2018
(Manoj Kumar)
DGM (Finance)
PTCUL


28.09.18
(Kamal Kant)
Chief Engineer (C&R)
PTCUL


Director (Projects)
POWER TRANSMISSION CORPORATION
OF UTTARAKHAND LTD., DEHRADUN

rediffmail

Mailbox of kamal_kant@ptcul.org

Subject: Re: Regarding refund of excess amount of Rs. 64,51,61,434/- received as ISTS charges by PTCUL against provisional Tariff Order approved Hon'ble CERC for the F.Y. 2014-15 to 2017-18. for three natural ISTS Lines

From: CTUBCD <ctubcd@powergrid.co.in> on Wed, 31 Oct 2018 10:45:27

To: vikas kumar <vikas_kumar@ptcul.org>

Cc: vsrinivas@powergridindia.com, ishratali@powergridindia.com, kamal kant <kamal_kant@ptcul.org>, "GM (Comml), J Majumdar" <jeebananda@powergridindia.com>, Ajay Upadhyay { } <ajayupadhyay@powergridindia.com>, Chitikena Abhijith {Chitikena Abhijith} <ch_abhijith@powergridindia.com>

Sir,

Refer to trailing mail, payment of Rs. 64,51,61,434/- from PTCUL has been received in PoC account of TU vide UTR No. PUNBR52018103014162039 on 30.10.18. This is for your kind information please.

Regards

Deepak Kumar Verma
Dy. Manager (Commercial)
POWERGRID, Gurugram

From: "vikas kumar" <vikas_kumar@ptcul.org>

To: vsrinivas@powergridindia.com, ctubcd@powergrid.co.in, ishratali@powergridindia.com, "manoj kumar" <manoj_kumar@ptcul.org>, "vikas sharma" <vikas_sharma@ptcul.org>, "himanshu baliyan" <himanshu_baliyan@ptcul.org>, sktomar15@gmail.com, "kamal kant" <kamal_kant@ptcul.org>

Sent: Tuesday, October 30, 2018 1:53:10 PM

Subject: Regarding refund of excess amount of Rs. 64,51,61,434/- received as ISTS charges by PTCUL against provisional Tariff Order approved Hon'ble CERC for the F.Y. 2014-15 to 2017-18. for three natural ISTS Lines

Dear Sir,

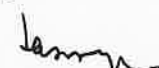
Please find attached herewith the letter no. 1396/GM(Finance)/PTCUL dated 30/10/2018 vide which Bank UTR No. for refund of excess amount of Rs. 64,51,61,434/- received as ISTS charges has been provided.

Thanking you,

With regards,

Vikas Kumar,
Asstt. Accounts Officer,

Director (Projects)
POWER TRANSMISSION CORPORATION
OF UTTARAKHAND LTD., DEHRADUN



Annexure 4

पावर ग्रिड कारपोरेशन ऑफ इंडिया लिमिटेड

(भारत सरकार का उद्यम)

POWER GRID CORPORATION OF INDIA LIMITED

(A Government of India Enterprise)



पावरग्रिड

केन्द्रीय कार्यालय: "सौदामिनी" प्लॉट सं. 2, सेक्टर-29, गुडगाँव-122 001, (हरियाणा) दूरभाष: 0124-2571700-719, फैक्स : 0124-2571762,
"Saudamini" Plot No. 2, Sector-29, Gurgaon-122 001, (Haryana) Tel.: 0124-2571700-719, Fax: 0124-2571762, Web.: www.powergridindia.com

CIN : L40101DL1989GOI038121

Ref: CC: Comml: PTCUL:

Date: 05.10.2018

To,

POWER TRANSMISSION CORPORATION OF UTTARAKHAND LTD,
VIDYUT BHAWAN, NEAR ISBT CROSSING,
SAHARANPUR ROAD, MAJRA,
DELHRADUN-248002

Sub: Bank Account Details for Refund.

Kind Attn.: Mr. Kamal Kant, Chief Engineer (C&R)

Sir,

This has reference to your letter dated 26.09.2018 seeking details of PoC Bank Account for refund of PoC Charges. As requested by PTCUL, PoC Bank Account Details are given below:

Account Holder: Power Grid Corporation of India Ltd.

Bank Name: State Bank of India

Branch: SBI.(CAG-II Branch.New Delhi)

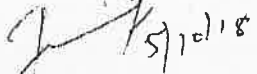
IFSC Code: SBIN0017313

Account No.: 31858364382

You are requested to intimate CTCU after depositing the amount in above account.

Thanking You

Yours faithfully,


(V Srinivas)

DGM(Commercial)

SE (C&R)

S.10.18

Director (Projects)
POWER TRANSMISSION CORPORATION
OF UTTARAKHAND LTD., DELHRADUN

पंजीकृत कार्यालय: गी-9, कृतव इन्स्टीट्यूशनल एरिया, कटवारिया सार्व, नई दिल्ली-110018 दूरभाष: 011-26560112, 26560121, 26564812, 26564892, फैक्स: 011-26561081
Regd. Office: B-9, Qutab Institutional Area, Katwaria Sarv, New Delhi-110018 Tel: 011-26560112, 26560121, 26564812, 26564892, Fax: 011-26561081, Web: www.powergridindia.com

EE (C&R)-I

Save Energy for Benefit of Self and Nation
to financing.

5.10.18

Lansy

Calculation for payment of excess amount received as ISTS Charges to CTU (PGCIL)

Sr. No.	Particulars	Amount in Rs.
1	Gross value of Advices raised by CTU upto 31/03/2018	1,760,137,234.00
2	Rebate for timely payment allowed by PGCIL to DISCOM	14,318,287.00
3	Amount disbursed by PGCIL upto 31/03/2018 :	1,691,797,435.00
4	TDS outstanding as on 31/03/2018	54,024,117.00
5	Total	1,745,821,552.00
7	Amount to be received against Tariff Order approved by CERC	1,055,218,384.00
8	Amount to be received from CTU (PGCIL) against Tariff Order approved by CERC [(5)/(1)x(7)]	1,046,636,001.60
9	Excess amount to be return to CTU (PGCIL) against the fund received upto 31/03/2018 [(3)-(8)]	645,161,433.40

10

Rajal
Asst. Secy

Mishra
Asst. Secy

Lamra

Director (Projects)
POWER TRANSMISSION CORPORATION
OF UTTARAKHAND LTD., DEHRADUN

Name of Transmission Licensee Power Transmission Corporation of Uttarakhand Limited

Form 4

Transmission Losses

(Figures in Rs Crore)

S.No	Loss Calculation	Previous Year	Current Year (2018-19)			Ensuing Year (2019-)	Ensuing Year (2020-)	Ensuing Year (2021-)
		(Actuals / Audited)	Apr-Sep (Actual)	Oct-Mar (Estimated)	Total (April March)	Projected	Projected	Projected
1	Total Energy Delivered by Generating Stations in the State and interstate tie-lines to the Transmission System of the Licensee (MU)	16709.51	8370.70	8823.42	17194.12	18913.53	20804.88	22885.37
2	Energy Delivered by Grid S/Ss to Distribution Licensees/EHT Consumers (MU)	16477.33	8252.41	8700.39	16952.79	18648.07	20512.88	22564.17
3	Transmission loss in system (1-2)	232.18	118.30	123.03	241.33	265.46	292.01	321.21
4	Transmission loss in system (%) [(1-2)/1]	1.39%	1.41%	1.39%	1.40%	1.40%	1.40%	1.40%

Assumptions made, if any, should be clearly indicated at appropriate places.

Sanjay
 Petitioner
 Director (Project)
 PTCUL Dehradun